

School Report Card

SAN ISIDRO NATIONAL HIGH SCHOOL

SAN ISIDRO, LIBMANAN, CAMARINES SUR

School ID:302033

Junior High School (w/ SHS)

S.Y. 2018-2019

SBM Level of Practice

On the process of validation

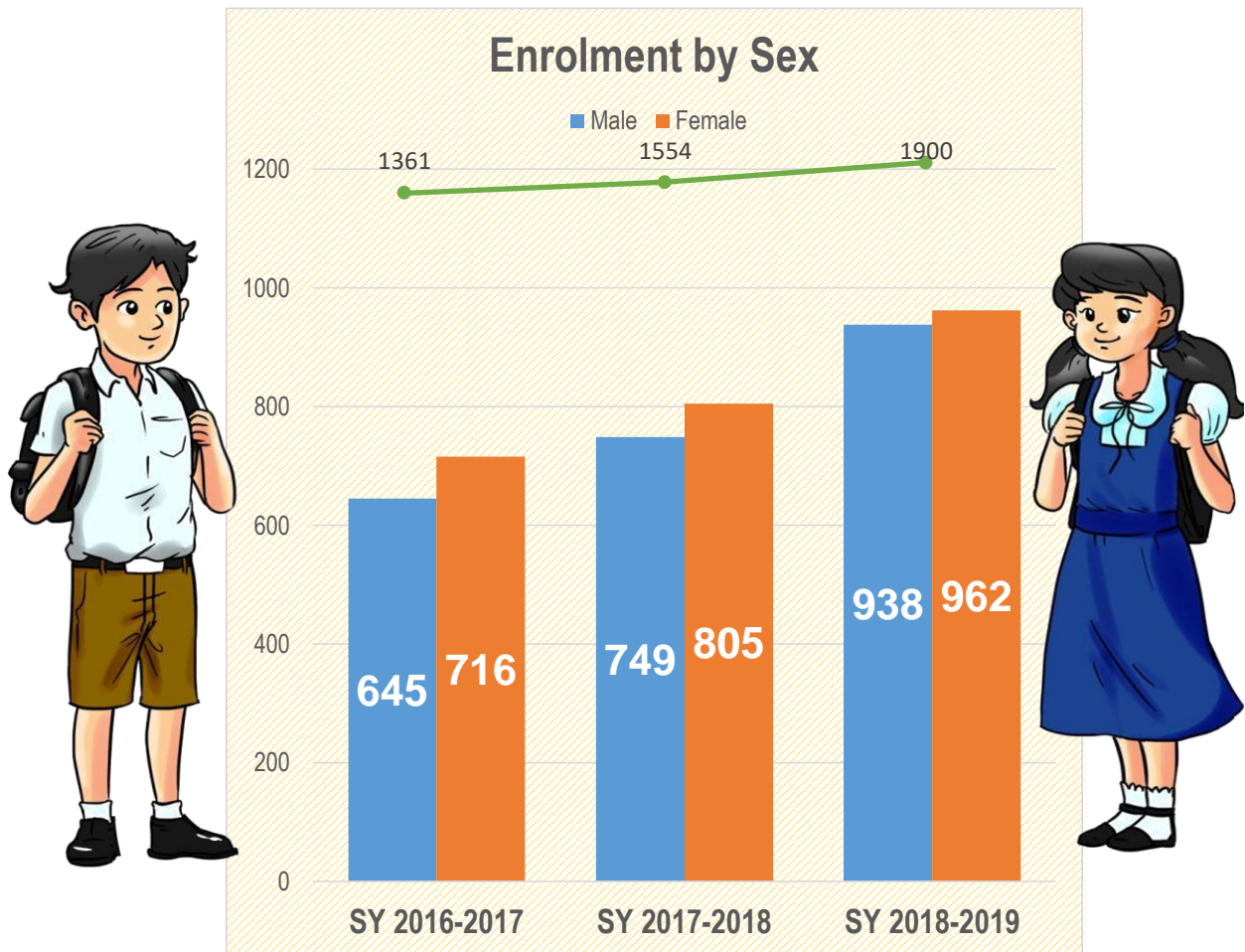
Evaluated but not yet validated.



The SBM implementation in the school is on process of validation because the SDO has not visited the school for the purpose.

School Profile

Enrolment

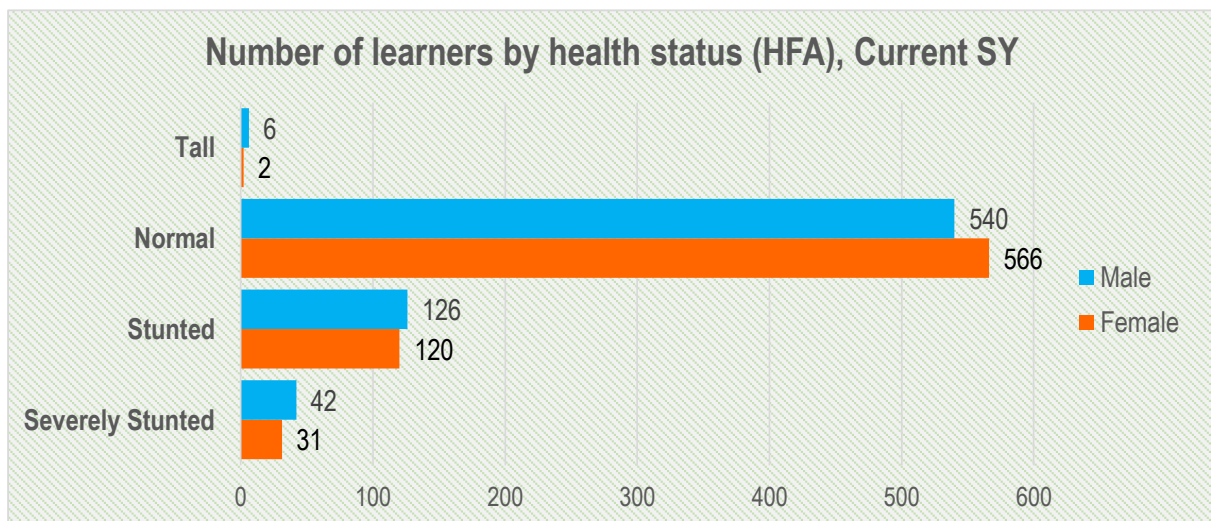
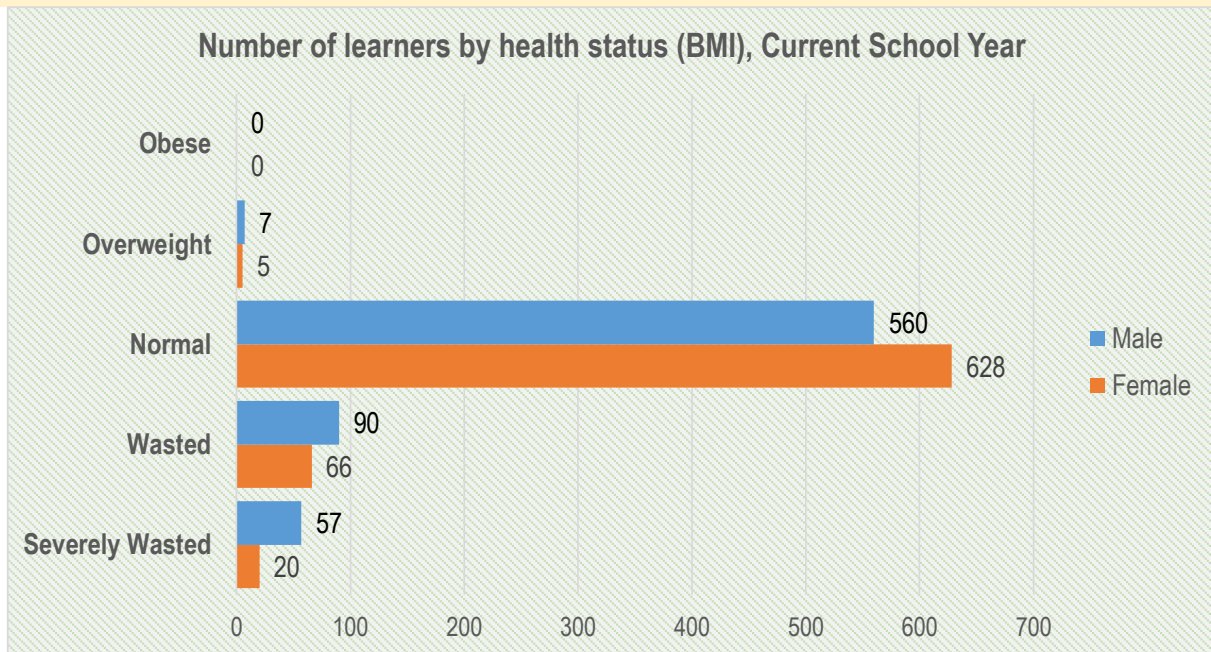


From SY 2017-2018 the number of male enrollees increased from 749 to 938, and the number of female enrollees increased from 805 to 962. This can be attributed to:

*Drop-outs; *Balik-aral; *Moved in (transfer of learners from one school to another between school year)

The increase in enrolment of the school is attributed to the transfer of learners from other school, quality education that it has and distance of the school.

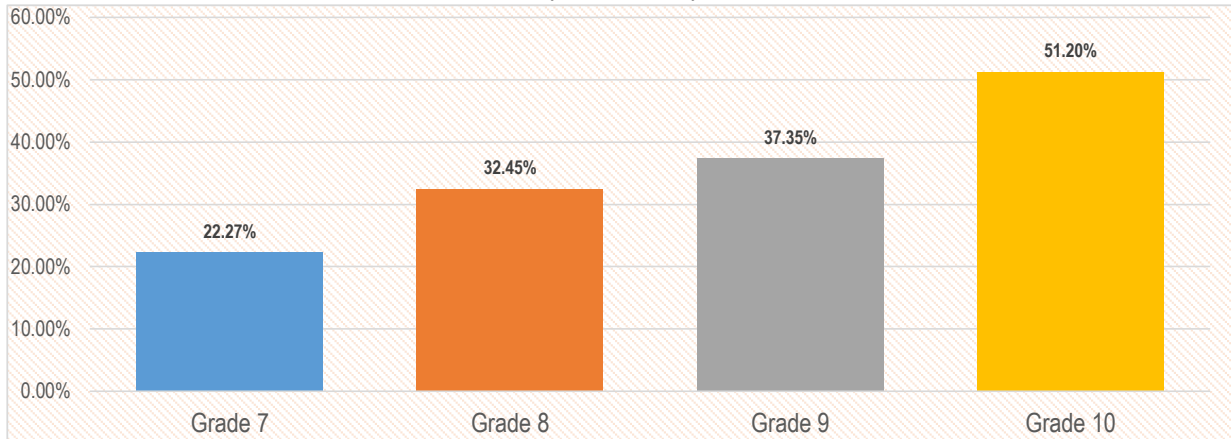
Health and Nutritional Status



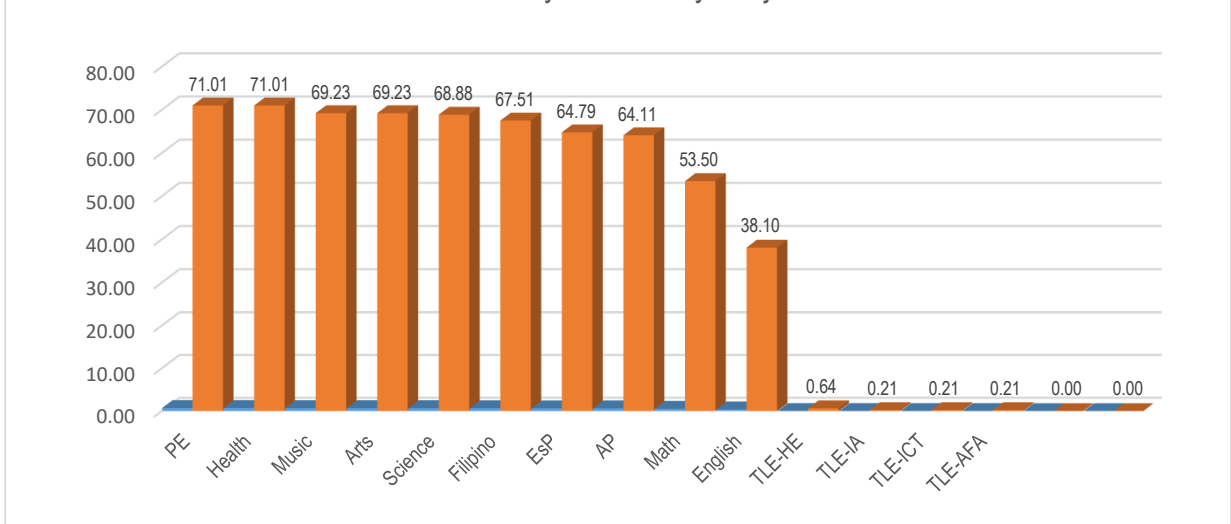
In the current school year, 21.57 percent (154 of 714) of the male learners fall outside normal health status while 12.66 percent (91 of 719) of the female learners fall outside normal health status.

Learner's Materials

Availability of Books by Grade Level



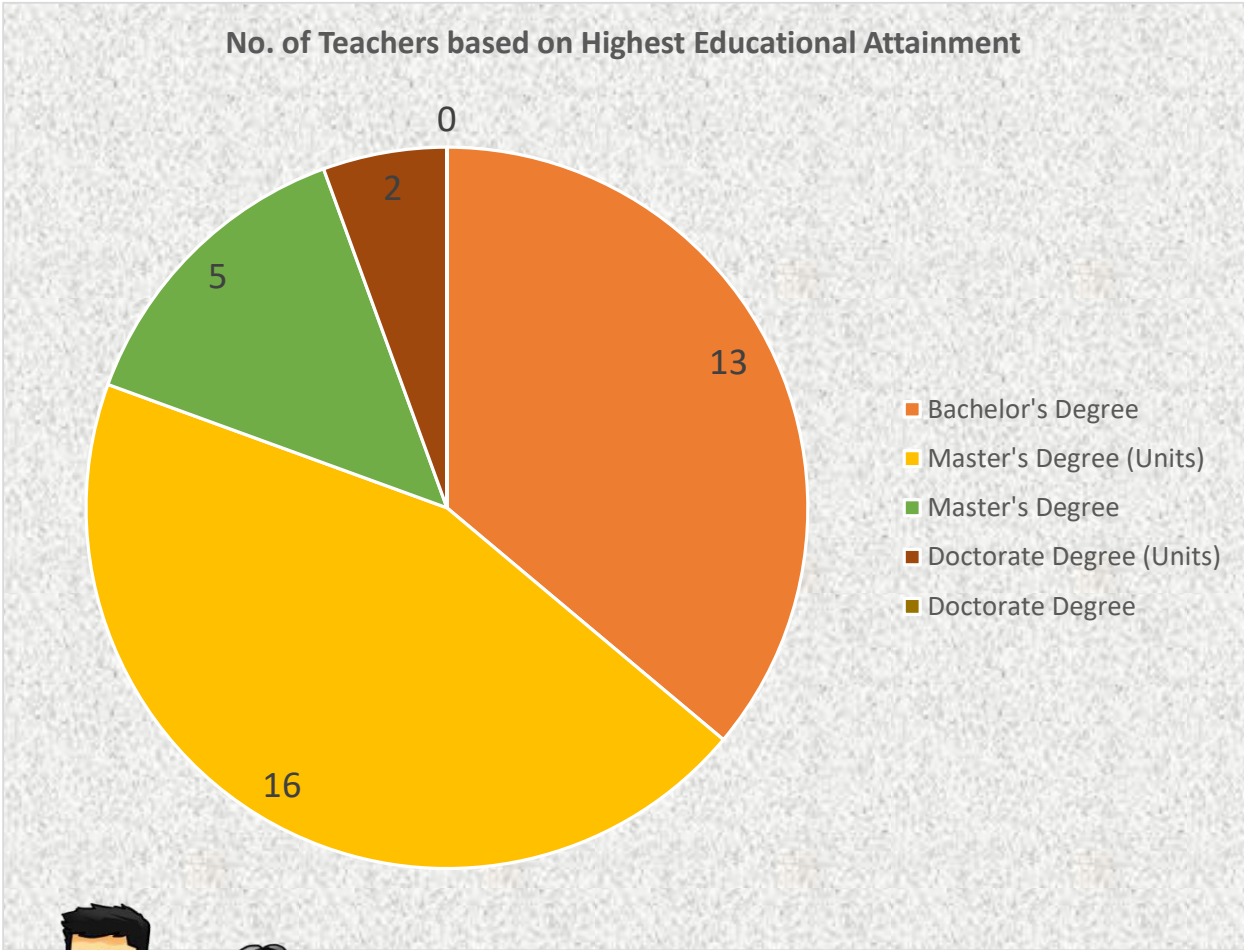
Availability of Books by Subject



The grade level with the highest percentage of available learning materials is Grade 10 with 51.2 percent as compared to other grade levels.

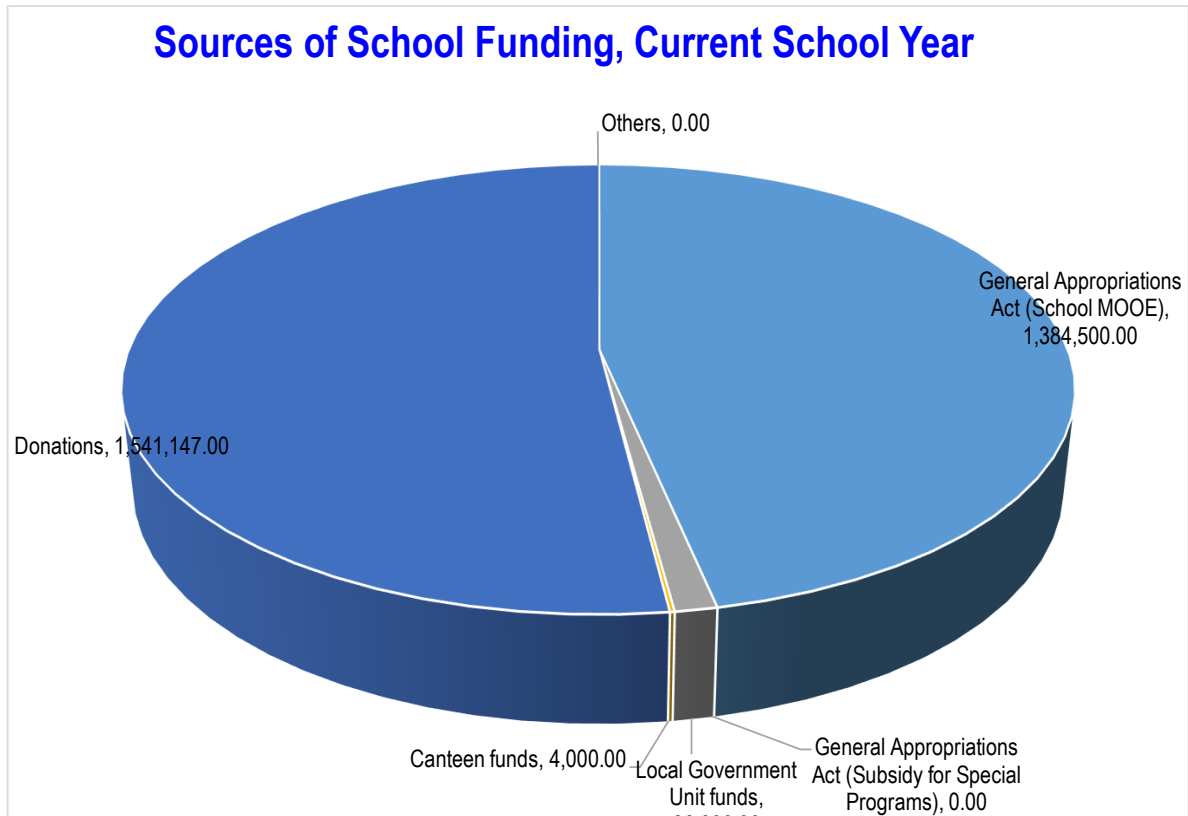
The average percentage in terms of availability of books is 45.62 percent.

Teachers' Highest Educational Attainment



In the current school year, the highest educational attainment of most teachers is Master's Degree (Units) with 16 out of 36 or 44.44 percent of the total number of teachers.

Funding sources



General Appropriations Act (School MOOE)	1,384,500.00
General Appropriations Act (Subsidy for Special Programs)	0.00
Local Government Unit funds	36,000.00
Canteen funds	4,000.00
Donations	1,541,147.00
Others	0.00
TOTAL	2,965,647.00

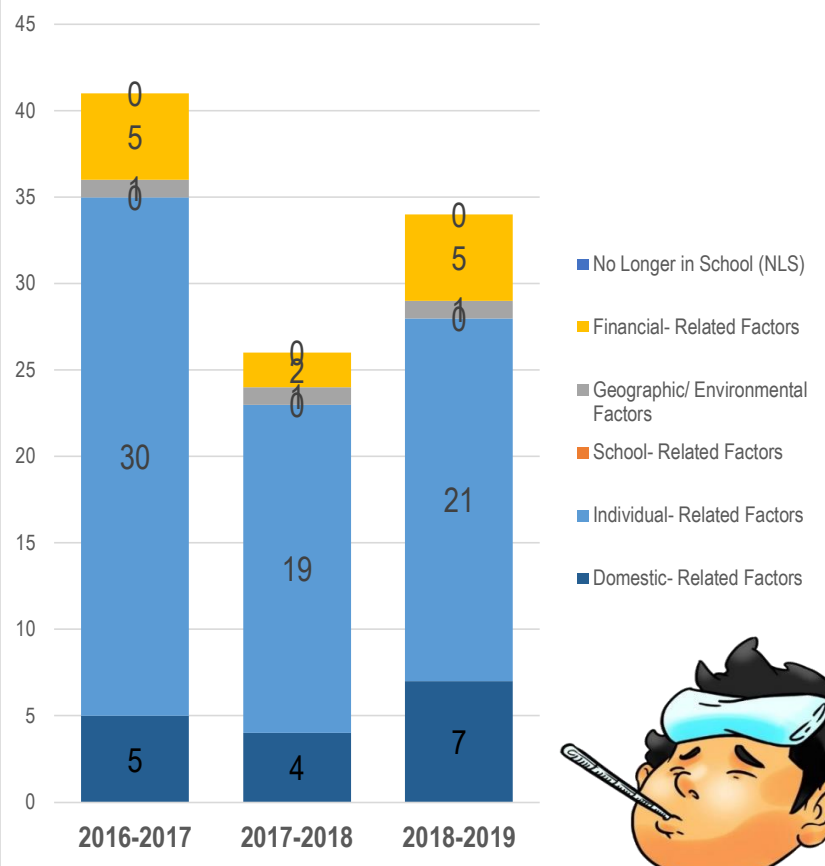
The biggest source of school funding came from the Donations amounting to Php 1,541,147.00 or 51.97 percent of the total fund source.

School Awards and Recognition

Title	Rank	Date (mm/dd/yyyy)	Category of Awardees	Level	Award-giving Body
Battle of the Wise, MAPEH 10	Fifth	03/07/2018	Student	Division	SCHOOLS DIVISION OFFICE
Fastest Encoding, Division Technolympics	Fifth		Student	District	SCHOOLS DIVISION OFFICE
Seed Identification and Writing their Scientific Names, Div. Technolympics	First		Student	Division	SCHOOLS DIVISION OFFICE
EsP Tagisan ng Talino, Congressional Level	First		Student	District	SCHOOLS DIVISION OFFICE
EsP Tagisan ng Talino, Division Level	Fifth		Student	Division	SCHOOLS DIVISION OFFICE
Identification of Tools, Implements and Equipment	Second		Student	Division	SCHOOLS DIVISION OFFICE
Battle of the Wise, EsP 10	Second		Student	Division	SCHOOLS DIVISION OFFICE
Science Magic Show, Science Olympics, Fair & YES-O Camp 2017	Second		Student	District	SCHOOLS DIVISION OFFICE
Battle of the Wise, Math 10	Fifth		Student	Division	SCHOOLS DIVISION OFFICE
Lakambini ng Kaikasan, Science Olympics & YES-O Camp 2017	Second		Student	District	SCHOOLS DIVISION OFFICE
, Likhawitan	First		Student	District	SCHOOLS DIVISION OFFICE
Likhawitan	Third		Student	Division	SCHOOLS DIVISION OFFICE
Division Patimbayan sa Edukasyon sa Papanakatan	Fifth		Student	Division	SCHOOLS DIVISION OFFICE
Battle of the Wise, EsP 9,	Fourth		Student	Division	OFFICE
Division AP Patiribayan	Fifth		Student	Division	#REF!
Battle of the Wise 2018, TLE 8,	Third		Student	Division	SCHOOLS DIVISION OFFICE
Tagisan ng Talino (Interpretatibong Pagbasa),	Second		Student	Region	SCHOOLS DIVISION OFFICE
Patimbayan sa Araling Pampunani (Book Writing Contest)	Fourth		Student	Division	SCHOOLS DIVISION OFFICE
Battle of the Wise, T.L.E. Industrial Arts 7	First		Student	Division	SCHOOLS DIVISION OFFICE




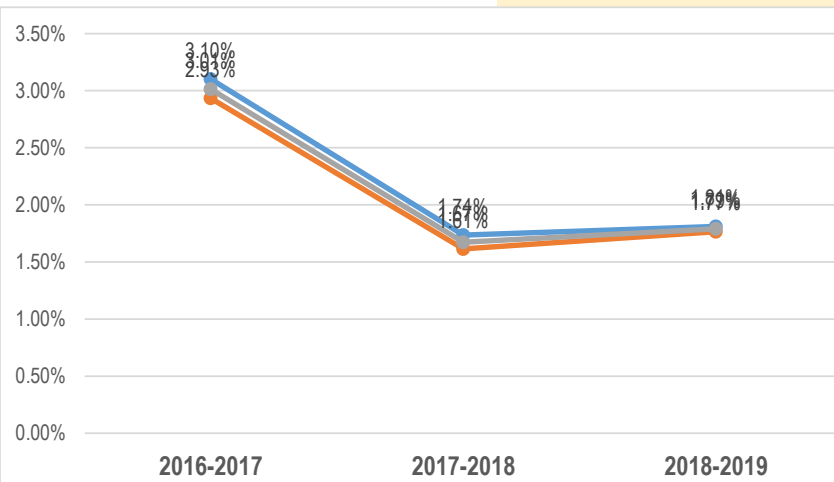
Number and Rate of Dropouts by Cause



The dropout rate of the school for S.Y. 2018-2019 is 1.79 percent or (34 out of 1900) as compared to the dropout rate of S.Y. 2017-2018 which is 1.67 percent or (26 out of 1554). The most pressing cause is Individual-Related Factors



Simple Dropout Rate

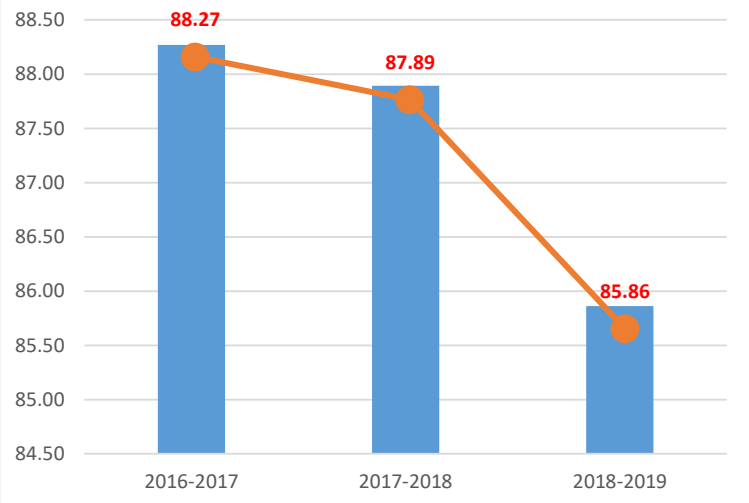


Performance Indicators: Quality

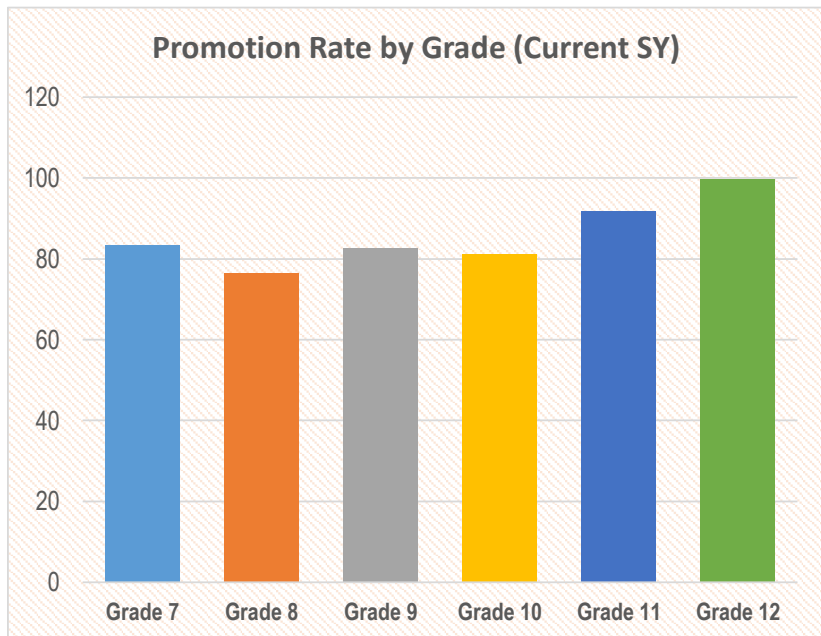
Percentage of learners who completed the School Year

The average promotion rate in S.Y. 2018-2019 is at 85.86 percent as compared to the 87.89 percent of the previous school year.

Promotion Rate per SY




Promotion Rate by Grade (Current SY)




Some of the grade levels are having 100 percent promotion rate.

National Achievement Test- by Mean Percentage Score (MPS)

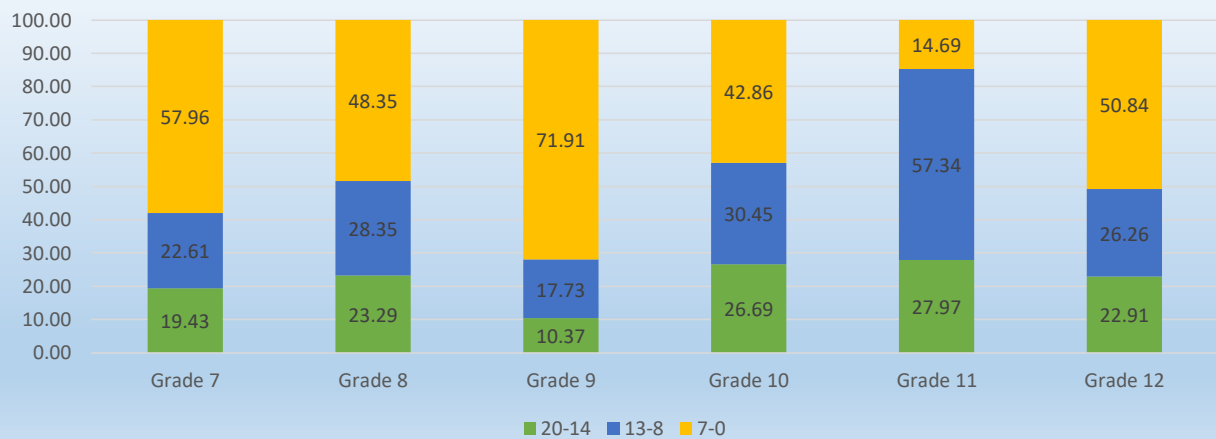


Literacy Level (Reading)

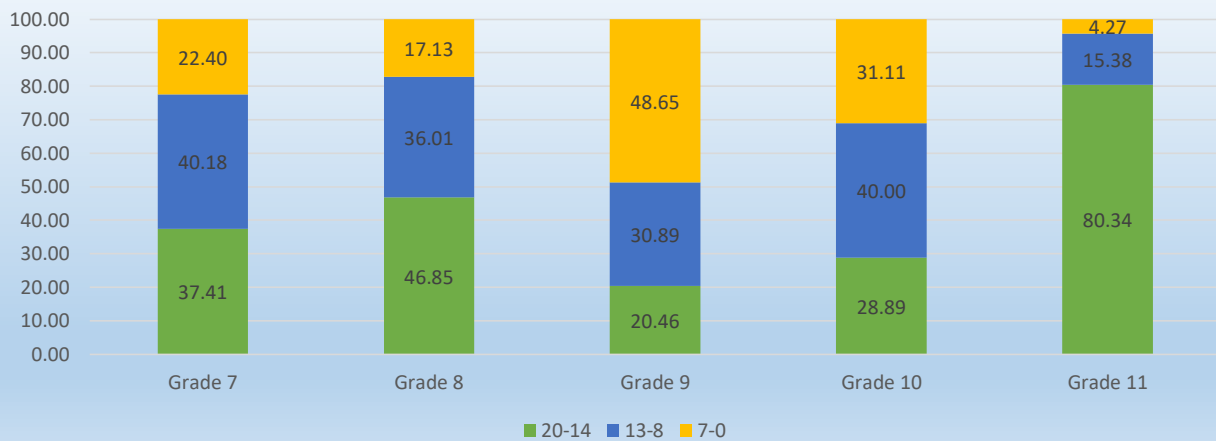
Results of the Group Screening Test (GST) in Phil-IRI during the pre-test in English showed Grade 11 has the highest number of learners who are reading at their level with 27.97 percent of the total GST takers. In Filipino, the percentage of learners who are reading at their level is at 80.34 percent, with Grade 11 having the highest percentage of learners passing the GST.



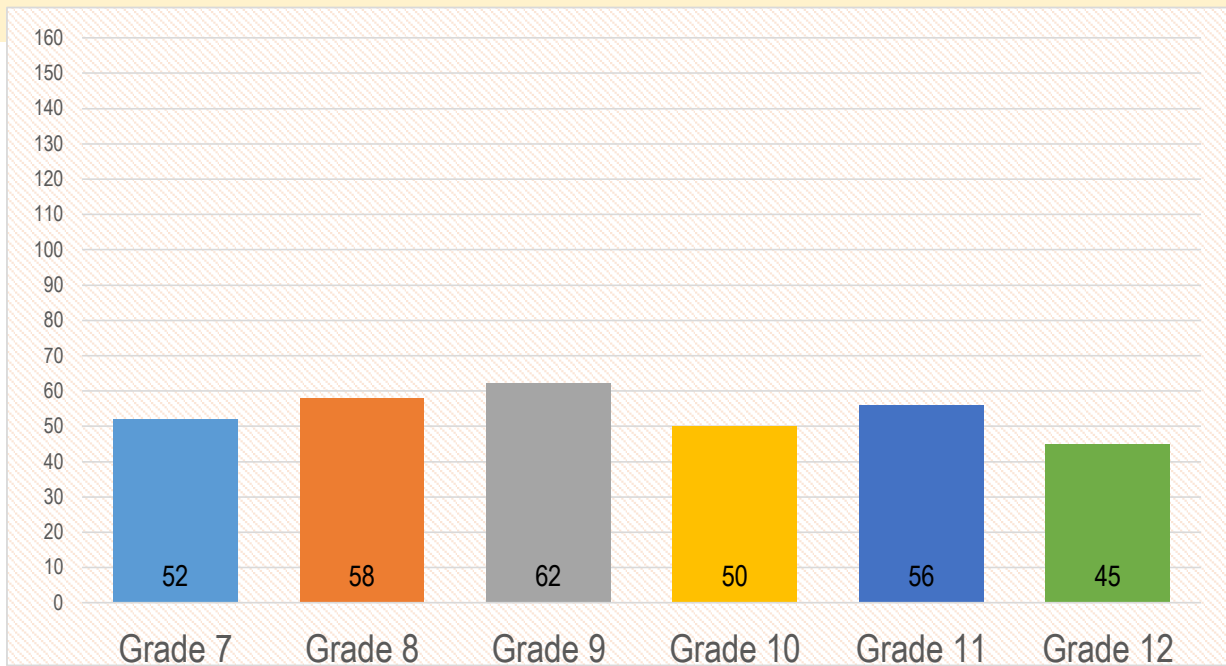
Phil-IRI GST-English (Pre-Test)



Phil-IRI GST-FILIPINO (Pre-Test)



Learner-Teacher Ratio




Planning Standards

K - G1	- 25
G2 - G3	- 40
G4 - G6	- 45
G7 - G10	- 50
G11 - G12	- 40



The grade level with the highest learner to teacher ratio is Grade 9 with an excess of 12 learners per class as compared to the recommended pupil-teacher ratio.

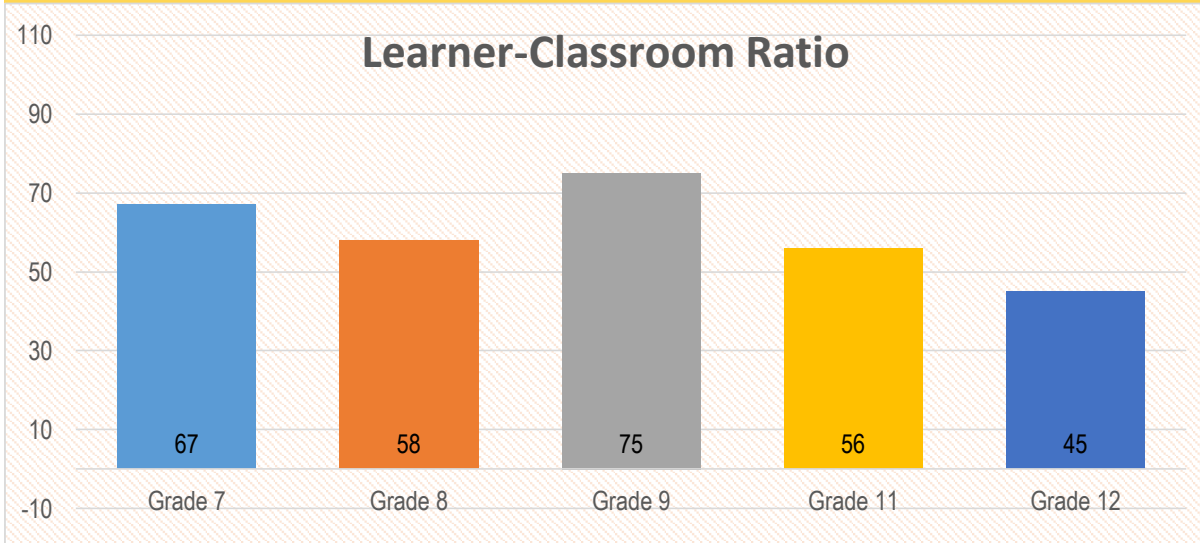
Learner-Classroom Ratio



There are classrooms utilized which are non-standard or makeshift rooms with 3 makeshift room/s out of 35 instructional rooms.

There are classroom/s which require/s repair with 13 room/s out of 32 instructional rooms.

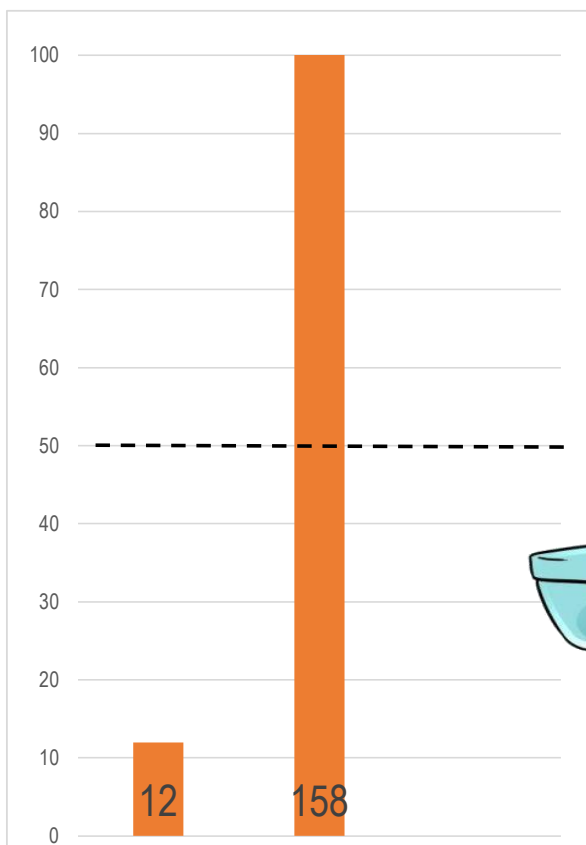
The school is lacking 8 classrooms as of SY 2018-2019.



Planning Standards

K - G1	- 25
G2 - G3	- 40
G4 - G6	- 45
G7 - G10	- 50
G11 - G12	- 40

Learner-Toilet Ratio

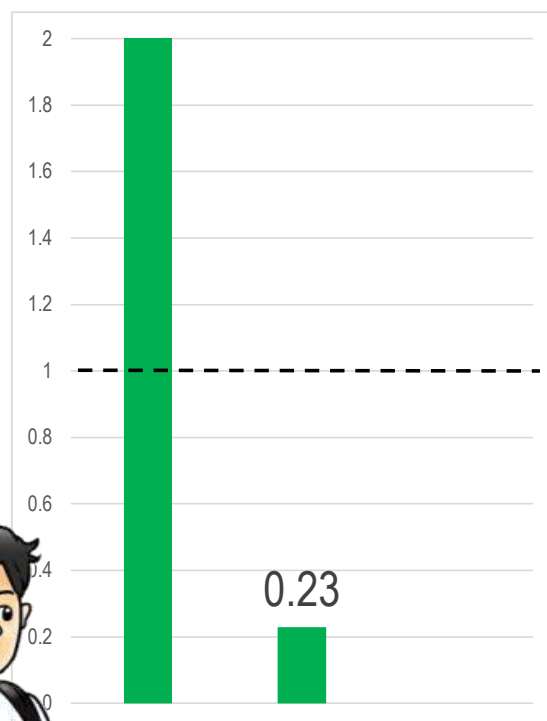


----- · Standard Number of Users

There are currently lacking toilets for some learners. The learner-toilet ratio is 158:1, with a lacking of 26 toilet/s for the whole school. Majority of the toilets in the school are used exclusively according to learners sex.

Learner-Seat Ratio

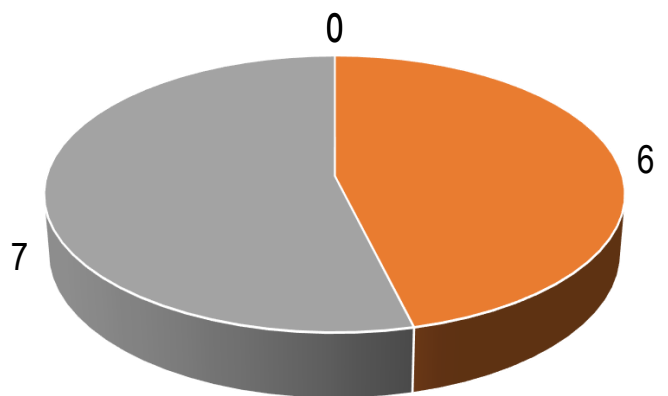
Currently there are lacking seats for some learners. The learner-seat ratio is 0.23:1, with a lacking of 1456 seat/s for the whole school.



Status of Annual Implementation Plan (AIP)

Implementer	Project Title	Budget		Status	Remarks
		Cost	Source		
STAKEHOLDERS	Brigada Eskwela	200,000	Donation	Proposed	
ADMINISTRATION	Brigada Eskwela	50,000	MOOE	Ongoing	
SSG CLUB	An Absent A day, One Bottle Away	500	Others	Ongoing	
SSG CLUB	Solid Waste Management	500	Others	Ongoing	
FILIPINO DEPT.	Remedial Reading sa Filipino	1,000	Donation	Ongoing	
English Dept.	Reading Enhancement Program	1,000	Donation	Ongoing	
MAPEH Dept	Wellness Dance Program	1,000	Donation	Ongoing	
TLE Dept.	School-Based Feeding Program	1,000	Donation	Proposed	
Science Dept.	Science various Projects	4,000	Donation	Proposed	
Math Dept	DISLAC for Teachers	5,000	Donation	Proposed	
EsP Dept	Home School Partnership Program	15,000	Donation	Proposed	
SHS	Trainings/Orsem	1,000	Donation	Proposed	
Guidance	Workshops/Seminars	5,000	MOOE	Proposed	

Status of Annual Implementation Plan



■ Completed ■ Ongoing ■ Proposed ■ Cancelled

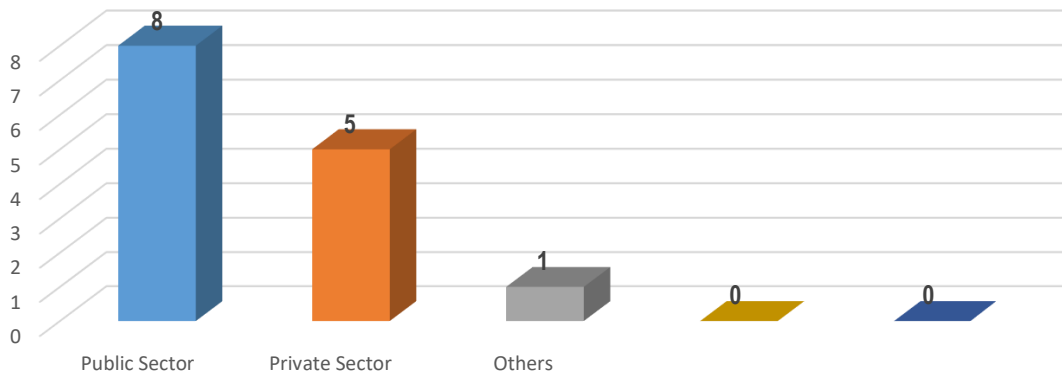
Stakeholders' participation

Stakeholders of the school showed significant contributions and participation in different programs and activities. The most common general partner type is Public Sector . As to the specific type of partner the National Government Agency and Others are the top contributors. And the type of contribution commonly given to the school is Infrastructure . The total amount generated by the school from the different stakeholders is amounting to Php 5,753,707.00.



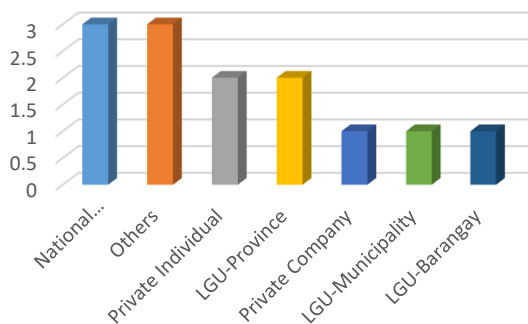
General Partner Type

Number of Partners by General Partner Type



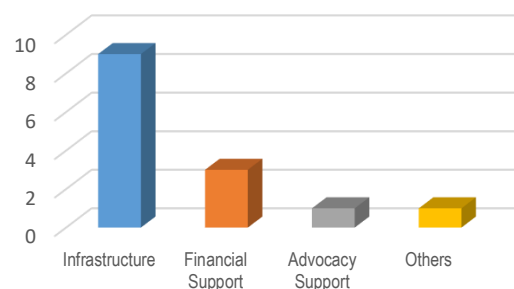
Specific Partner Type

Number of Partners by Specific Type



Type of Contribution

Number of Support per Specific Contribution Type





Maka-Diyos
Maka-Tao
Maka-Kalikasan
Maka-Bansa



CELESTE A. CONSULTA

Student Representative

DOLORES F. BOGAS

Teacher Representative

RANDY A. LASALA

PTA President

MA. OLIVIA P. ROJO

SGC Chair

MANUEL DEODORO BUERE

School Head