



30203356831492013-06-14 17:09:23.0



Republic of the Philippines  
DEPARTMENT OF EDUCATION  
OFFICE OF PLANNING SERVICE  
Research and Statistics Division



**GOVERNMENT SECONDARY SCHOOL PROFILE**  
**(END OF THE SY DATA, AS OF MARCH 31)**

**INSTRUCTIONS**

This form shall be accomplished by the head of all government secondary schools. In the case of schools with annexes, extensions, etc., a separate school profile form shall be accomplished by every annex, extension, etc.

The head of the school shall sign the forms certifying to the correctness of the data, and shall be responsible and accountable for any inaccuracy or false data/information reported. He/She shall submit the accomplished forms to the respective Division Office on or before **May 24, 2013**.

**Important: Read the definitions/instructions found at the bottom of each table before filling up the form. No item should be left blank. Instead, "zero (0)" or "not applicable (n/a)" shall be written. Shaded boxes shall not be filled.**

**SCHOOL INFORMATION**  
**SY 2012-2013**

**Name of School** : San Isidro NHS, Libmanan  
*(Official name)*

-  
*(If renamed, please indicate old name.)*

**Address** : San Isidro, Libmanan, SAN ISIDRO  
*# Street/Sitio/Purok Barangay*

LIBMANAN CAMARINES SUR  
*Municipality Province/City*

**Region** : Region V - Bicol Region

**Division** : Camarines Sur

**Legislative District** : 2nd District

**Tel. No.** : 0

**Mobile No.** : 09175005596

**Fax No.** : 0

**E-Mail Address** : evelyn.anagao@deped.gov.ph

**Integrated School**  
(Please check appropriate box if the school is offering both elementary and secondary levels.)

Yes (Please indicate School ID of Elementary level)  
*Elementary School ID:*

No

**Annex/Extension School**  
(Please check appropriate box if the school is an annex/extension school.)

Yes (Please indicate School ID of the Mother School)  
*Mother School ID:*

No

**Certified True and Correct by** :

**School Head** : Dr. Evelyn P. Anagao  
*(Signature Over Printed Name)*

**Position Title** : Principal II **Date** : Friday, September 13, 2013

**Verified by the Division Office** :

**Head of the Office** : \_\_\_\_\_  
*(Signature Over Printed Name)*

**Position Title** : \_\_\_\_\_ **Date** : \_\_\_\_\_

**Table A. STUDENT DATA, SY 2012-2013 (As of March 31, 2013) - Regular & SPED**

Particulars	Grade 7 (Year 1)		Year 2		Year 3		Year 4		TOTAL (Grade 7- Year 4)		Non-Graded SPED	
	Male	Female	Male	Female	Male	Female	Male	Female	Male	Female	Male	Female
Enrolment	142	126	124	145	103	115	73	112	442	498	0	0
Number of Promotees/Graduates	140	126	105	141	89	109	73	111	407	487	0	0
Number of Dropouts	5	6	8	4	3	4	0	1	16	15	0	0
Number of Transferees In	1	2	3	0	0	0	0	0	4	2	0	0
Number of Transferees Out	1	0	1	0	1	1	0	0	3	1	0	0
Number of Late Enrollees	1	2	3	0	0	0	0	0	4	2	0	0
Number of Continuing Students	0	0	0	0	0	0	0	0	0	0	0	0

**STUDENT DATA (Table A)** - The data to be entered cover this school year as of March 31, 2013 and shall be distributed by year level and by sex.

- *Enrolment* - includes all students enrolled in the school, as of March 31.
- *Number of Promotees/Graduates* - In years 1 to 3, *promotees* refer to students who successfully completed the year level. In Year 4, this refer to students who completed the secondary level or the *graduates* of the level.
- *Number of Dropouts* - refers to students who left school before completing the prescribed year level within the specified school year from August 01 to March 31 and **should not be included in the total enrolment as of the same date.**
- *Number of Transferees In* - refers to students who entered the school from another school, either government or private from August 01 to March 31.
- *Number of Transferees Out* - refers to students who left school to enter another school as evidence by the request for permanent record (Form 137) from August 01 to March 31 and **should not be included in the total enrolment as of the same date.**
- *Number of Late Enrollees* - refers to students who entered the school after the cut-off date of July 31, i.e., from August 01 onwards.
- *Number of Continuing Students* - refers to students who were enrolled in Alternative Delivery Mode (ADM) as defined in the **DepED Order 54, s. 2012** and who have not yet completed the requirements for the year level.

**Table B. CAUSES OF DROPOUTS  
(DEACTIVATED)**

*Certified True and Correct by :*

*School Head* : Dr. Evelyn P. Anagao  
*(Signature Over Printed Name)*

*Position Title* : Principal II      *Date* : September 13, 2013

*Verified by the Division Office :*

*Head of the Office* : \_\_\_\_\_  
*(Signature Over Printed Name)*

*Position Title* : \_\_\_\_\_      *Date* : \_\_\_\_\_

**Table C1. EXISTING NUMBER OF INSTRUCTIONAL ROOMS IN THE SCHOOL BY STATUS, SY 2012-2013 (As of March 31, 2013)**

Category	Instructional Rooms							Total Instructional Rooms
	Used as academic classrooms	Used as Science Laboratories	Used as H.E. rooms	Used as L.A./ Workshops	Used as computer rooms	Used for SPED classes	Not currently used	
Standard								
Complete	15	1	1	0	1	0	0	18
Incomplete	3	0	0	1	0	1	0	5
Non-Standard/Makeshift rooms	0	0	0	0	0	0	0	0
Total	18	1	1	1	1	1	0	23

**Table C2. EXISTING NUMBER OF NON- INSTRUCTIONAL ROOMS IN THE SCHOOL BY STATUS, SY 2012-2013 (As of March 31, 2013)**

Status	Non-Instructional Rooms						Total Non-instructional Rooms
	Used as libraries	Used as clinic	Used as canteen	Used as offices	Other uses	Not currently used	
Complete	0	0	0	2	0	0	2
Incomplete	0	0	0	1	0	0	1
Total	0	0	0	3	0	0	3

**PHYSICAL FACILITIES DATA (Tables C1 and C2)**

**EXISTING NUMBER OF INSTRUCTIONAL AND NON-INSTRUCTIONAL ROOMS (Condemned/condemnable instructional and non-instructional rooms are not to be included.)**

Enter the number of rooms currently being used and not currently being used for *instructional and non-instructional purposes, regardless of funding source*, in the appropriate boxes.

The columns for Totals shall include those currently being used and not currently being used.

- **Instructional rooms - refer to rooms use for instructions with the following dimensions regardless of the number of doors (either 1 door or 2 doors) and regardless of funding source and year constructed:**
  - 7m x 9m
  - 7m x 7m
  - 6m x 8m (Bagong Lipunan type)
  - 7m x 18m (multi-purpose, workshop, science lab., computer lab.)
  - 7m x 8m
  - 7m x 6m
  - 7.5m x 6m
- **Standard** - refer to rooms which are safe and usable, (whether complete or partially incomplete classroom construction) and having the standard dimensions as defined in the instructional rooms.
  - **Complete classrooms construction** - refer to school building projects which were completed within the contract duration period and have the following features: cemented floor; smooth finished walls; painted walls, ceiling and roofing; full cathedral type ceiling; complete set of windows; entrances with doors; complete electrical wires and fixtures (for areas with electricity); roofing or weather protection; blackboard and toilet (optional).
  - **Incomplete classrooms construction** - refer to school building projects which were not completed within the contract duration period but follow the correct dimensions and materials.
- **Non-Standard/Makeshift rooms** - refer to safe and usable rooms which are considered temporary structures as a means of easing up classrooms shortage and/or temporary shelter during emergencies. These also refer to rooms which do not meet the prescribed standard dimensions and may basically made of bamboo, nipa, cogon, lumber and other light materials.
- **Condemnable rooms** - refer to rooms deemed to be dangerous to the extent that life, health, property or safety of the public or its occupants are endangered, based on joint evaluation of PFSED, Municipal Engineer & COA official.
- **Condemned rooms** - refer to rooms deemed to be dangerous to the extent that life, health, property or safety of the public or its occupants are endangered, with approval of PFSED, Municipal Engineer and COA for condemnation.



*Note: Non-instructional rooms used for two or more purposes such as library, office or clinic, shall be counted separately.*

*Tables C1 and C2 must be greater than or equal to the totals of instructional and non-instructional rooms needing repair of Table C5.*

Certified True and Correct by :

School Head : Dr. Evelyn P. Anagao  
(Signature Over Printed Name)

Position Title : Principal II Date : September 13, 2013

Verified by the Division Office :

Head of the Office : \_\_\_\_\_  
(Signature Over Printed Name)

Position Title : \_\_\_\_\_ Date : \_\_\_\_\_


**Table C3. EXISTING NUMBER OF ROOMS IN THE SCHOOL BY FUNDING SOURCE, SY 2012-2013 (As of March 31, 2013)**

Type of Room	DepEd budget	DepEd with counterpart funds	LGU/SEF	PTA-funded	Congress	Foreign funds/donors	Private sector	Others	Total
Instructional Rooms (refer to Table C1)	6	5	0	0	6	6	0	0	23
Non-Instructional Rooms (refer to Table C2)	1	0	0	0	1	1	0	0	3
<b>TOTAL</b>	<b>7</b>	<b>5</b>	<b>0</b>	<b>0</b>	<b>7</b>	<b>7</b>	<b>0</b>	<b>0</b>	<b>26</b>

**NUMBER OF INSTRUCTIONAL ROOMS ACCORDING TO FUNDING SOURCE (Table C3)**

Based on the total instructional and non-instructional rooms in Tables C1 and C2, indicate the number of the rooms according to the following funding sources:

- *DepEd budget* - includes classrooms and other instructional rooms funded from the Regular School Building Program implemented by the Department of Public Works and Highways (DPWH) and DepEd (for Red and Black Schools)
- *DepEd with counterpart funds* - rooms constructed using DepEd funds with counterpart of at least 10% from other sources.
- *LGU/SEF* - classrooms and other instructional rooms funded from the Special Education Fund (SEF) and the budgets of Local Government Units (LGU): provincial, municipal or barangay units.
- *PTA-funded* - includes classrooms and other instructional rooms funded by the Parents-Teachers Association (PTA).
- *Congress* - includes classrooms and other instructional rooms funded from the Congressional Initiatives, Priority Development Assistance Fund (PDAF), Countrywide Development Fund (CDF), more commonly known as "pork barrel".
- *Foreign funds/donors* - includes classrooms and other instructional rooms funded from foreign-assisted projects and bilateral agreements with donor countries.
- *Private sector* - includes classrooms and other instructional rooms funded through donations of private individuals, corporations, alumni associations, non-government organizations and philanthropic organizations.
- *Others* - these are rooms which are funded by other sources not listed above.

 *Note: Totals in this table shall tally with the totals in Tables C1 and C2, respectively.*

**Table C4. NUMBER OF ON-GOING CONSTRUCTION BY FUNDING SOURCE, SY 2012-2013 (As of March 31, 2013)**

Type of Room	DepEd budget	DepEd with counterpart funds	LGU/SEF	PTA-funded	Congress	Foreign funds/donors	Private sector	Others	Total
Instructional Rooms	1	0	0	2	0	0	0	0	3
Non-Instructional Rooms	0	0	0	0	0	0	0	0	0
<b>TOTAL</b>	<b>1</b>	<b>0</b>	<b>0</b>	<b>2</b>	<b>0</b>	<b>0</b>	<b>0</b>	<b>0</b>	<b>3</b>

**NUMBER OF ROOMS IN THE SCHOOL WITH ON-GOING CONSTRUCTION BY FUNDING SOURCE (Table C4)**

- *On-going construction* - are school building projects in the process of implementation or projects with actual works being undertaken in the project site and considered not yet completed.

*Certified True and Correct by :*

School Head : Dr. Evelyn P. Anagao  
(Signature Over Printed Name)

Position Title : Principal II Date : September 13, 2013

*Verified by the Division Office :*

Head of the Office : \_\_\_\_\_  
(Signature Over Printed Name)

Position Title : \_\_\_\_\_ Date : \_\_\_\_\_

**Table C5. NUMBER OF INSTRUCTIONAL AND NON-INSTRUCTIONAL ROOMS NEEDING REPAIR, SY 2012-2013 (As of March 31, 2013)**

Type of Room	Types of Repair		
	Major	Minor	Total
Instructional Rooms	6	15	21
Non-Instructional Rooms	0	2	2
<b>TOTAL</b>	6	17	23

**NUMBER OF INSTRUCTIONAL AND NON-INSTRUCTIONAL ROOMS NEEDING REPAIR (Table C5)**

Indicate the number of instructional rooms by type of repair needed.

- *Major Repair* - repair or replacement of schoolbuilding components which are subjected to critical structural loads and stresses and which are estimated to cost ten percent (10%) or more of the cost of a standard building unit such as roof frames, posts and exterior walls.
- *Minor Repair* - repair or replacement of schoolbuilding components which are not subjected to critical structural loads and stresses and which are estimated to cost less than ten percent (10%) of the cost of a standard building unit such as repair of windows, doors, partitions and the like.



*Note: Tables C1 and C2 must be greater than or equal to the totals of instructional and non-instructional rooms needing repair of this table.*

**Table C6. BUILDABLE SPACE FOR ADDITIONAL 7x9 CLASSROOMS, SY 2012-2013 (As of March 31, 2013)**

Does the school have available buildable space for additional 7x9 classrooms on a vacant lot?

Yes       No

If Yes, how many additional 7x9 classrooms can be constructed?      2

**BUILDABLE SPACE FOR ADDITIONAL 7x9 CLASSROOMS (Table C6)**

Indicate the number of 7x9 classrooms that can be constructed in the available space in the school site.



*Note: In case, the school head does not have adequate information on the item above, the assistance of the Division Physical Facilities Coordinator/ Division Project Engineer can be asked.*

**Table C8. EXISTING CLASSROOM FURNITURE, SY 2012-2013 (As of March 31, 2013)**

Classroom Furniture for Students	Desks	Chairs/ Armchairs
	0	776

**EXISTING CLASSROOM FURNITURE (Table C8)**

Count serviceable classroom furniture regardless of funding source

- *Number of Desks* - refers to the total number of serviceable two-seater desks in the school.
- *Number of Chairs/Armchairs* - refers to the total number of serviceable chairs/armchairs in the school.

**In case of sets of tables and chairs, count the number of chairs.**

*Certified True and Correct by :*

School Head : Dr. Evelyn P. Anagao  
*(Signature Over Printed Name)*

Position Title : Principal II      Date : September 13, 2013


*Verified by the Division Office :*

Head of the Office : \_\_\_\_\_  
*(Signature Over Printed Name)*

Position Title : \_\_\_\_\_      Date : \_\_\_\_\_

**Table C9. EXISTING NUMBER OF TOILET BOWLS, SY 2012-2013 (As of March 31, 2013)**

Usage	Toilet Bowls			Total
	Male	Female	Common (Male & Female)	
used by students	0	0	4	4
used by personnel	0	0	3	3
Total	0	0	7	7


 Note: Toilet bowls located inside and outside the classroom shall be included in the count while those that are being used by both students & personnel shall be counted in "used by students".

**Table C10. EXISTING NUMBER OF URINALS, SY 2012-2013 (As of March 31, 2013)**

Usage	Urinals	
	Individual	Trough
used by students	0	0
used by personnel	0	0
Total	0	0

**EXISTING NUMBER OF URINALS (Table C10)**

- *Individual Urinal* - a single urinal is designed for one male student standing upright.
- *Trough or Multiple* - a urinal which can accommodate 3 more students at the same time. **Only the physical structure shall be counted and not the number of students that can be accommodated. A trough shall be counted by row (vertical or horizontal).**

 Note: Urinals located inside and outside the classroom shall be included in the count while those that are being used by both students & personnel shall be counted in "used by students".

**Table D1. AVAILABILITY OF WATER SUPPLY, SY 2012-2013 (As of March 31, 2013)**

**Water Supply Sources: (Check as appropriate)**

Local Piped Water       Natural Source  
 Water Well/Deep Well       Without Available Water Supply  
 Rainwater Catchments

**If Local Piped Water, check the appropriate water supply provider:**

Maynilad       Local water district       Others, please specify LIWAD  
 Manila Water       Local water cooperative

**Average Cost of Monthly Bills/Maintenance: (Please indicate the amount)** 600.00

**Who Pays the Cost of Monthly Bills/Maintenance: (Check as appropriate):**

School MOOE       School Canteen Fund       PDAF/pork barrel  
 LGU       Private Individual/Sector  
 PTA       Others, please specify \_\_\_\_\_

**AVAILABILITY OF WATER SUPPLY (Table D1)**

- *Local piped water* - water source coming from local water service providers.
- *Water well* - an excavation structure in the ground by digging, driving, boring or drilling to access water in underground aquifers.
- *Rainwater catchment* - water sourced from rainwater and collected thru a rainwater collector.
- *Natural source* - water sourced from a spring or stream.
- *Without available water supply* - schools without existing water supply at all.

Certified True and Correct by :

School Head : Dr. Evelyn P. Anagao  
*(Signature Over Printed Name)*

Position Title : Principal II      Date : September 13, 2013

**Table D2. AVAILABILITY OF ELECTRICAL SUPPLY, SY 2012-2013 (As of March 31, 2013)**

**Electrical Supply Sources: (Check as appropriate)**

Grid Supply       No source of electricity  
 Generator  
 Solar Power

**If Grid Supply, check the appropriate electrical supply provider:**

MERALCO       Others, please specify CASURECO  
 Local Electric Cooperative

**Average Cost of Monthly Bills/Maintenance: (Please indicate the amount)** 11,000.00

**Who Pays the Cost of Monthly Bills/Maintenance: (Check as appropriate):**

School MOOE       School Canteen Fund       PDAF/pork barrel  
 LGU       Private Individual/Sector  
 PTA       Others, please specify \_\_\_\_\_

**AVAILABILITY OF ELECTRICAL SUPPLY (Table D2)**

- *Grid Supply* - electricity coming from major or local power distributors (e.g., electric cooperatives, Meralco, etc.).
- *Generator* - machine operated by diesel or gasoline to produce electricity.
- *Solar Power* - solar power is the conversion of sunlight into electricity thru different devices such as solar panels.
- *No source of electricity* - schools without existing electrical supply at all.

Verified by the Division Office :

Head of the Office : \_\_\_\_\_  
*(Signature Over Printed Name)*

Position Title : \_\_\_\_\_      Date : \_\_\_\_\_

**Table E. PERSONNEL DATA (Locally-funded and DepEd Subsidized Teachers Working in the School), SY 2012-2013 (As of March 31, 2013)**

Class	Funding Source					TOTAL Locally-funded	DepEd Subsidized
	Special Educ. Fund (SEF)		Local Gov't Unit (LGU) funded	PTA-funded	Others		
	Provincial/City	Municipal					
Secondary	0	0	0	0	0	0	0
ALS	0	0	0	0	0	0	0
ALIVE	0	0	0	0	0	0	0

**PERSONNEL DATA (LOCALLY-FUNDED AND DEPED SUBSIDIZED TEACHERS WORKING IN THE SCHOOL) (Table E)** - The data to be entered shall be as of March 31, 2013.

- Locally-funded and DepEd Subsidized teachers working in the school are those teachers not having plantilla positions and whose compensation is not paid out of the national budget. These are classified according to the following:
  - Special Education Fund (SEF) – Teachers whose salaries are being paid by the Local School Board Fund (Provincial/City or Municipal) where the school is located.
  - Local Government Unit (LGU) funded – Those teachers paid out of the general fund (not the SEF) of the LGU.
  - PTA-funded – Teachers who receive their salaries through the Parents-Teachers Association (PTA).
  - Others – These are teachers who are being funded by neither one of the above.
  - DepEd subsidized – These are teachers who are paid by DepEd through honorarium.

**Table F1. TEACHING RELATED AND NON-TEACHING PERSONNEL DATA (Nationally-funded), SY 2012-2013 (As of March 31, 2013)**

Position Title Col.1	NATIONALLY-FUNDED PERSONNEL																
	Number of plantilla items in school per latest PSL- POP Col.2	SCHOOL PLANTILLA ITEMS										Plantilla personnel borrowed/detailed from other school(s)/ DepEd office(s)			TOTAL Nationally-funded personnel working in the school		
		Number actually working in the school			On leave Col.6	Plantilla item(s) vacant Col.7	Plantilla personnel detailed to				TOTAL (Col.5+Col.6+ Col.7+Col.11) Col.12	Male Col.13	Female Col.14	Total Col.15	Male (Col.13+Col.14) Col.16	Female (Col.14+Col.14) Col.17	Total (Col.16+Col.17) Col.18
		Male Col.3	Female Col.4	Total Col.5			DepEd office(s)/ sec. school(s) within the division Col.8	DepEd office(s)/ school(s) outside the division Col.9	Elementary school(s) within the division Col.10	TOTAL Col.11							
Vocational School Administrator I-III	0	0	0	0	0	0	0	0	0	0	0	0	0	0	0	0	0
Principal IV	0	0	0	0	0	0	0	0	0	0	0	0	0	0	0	0	0
Principal III	0	0	0	0	0	0	0	0	0	0	0	0	0	0	0	0	0
Principal II	1	0	0	0	0	0	1	0	0	1	1	0	1	1	0	1	1
Principal I	0	0	0	0	0	0	0	0	0	0	0	0	0	0	0	0	0
Head Teacher VI	0	0	0	0	0	0	0	0	0	0	0	0	0	0	0	0	0
Head Teacher V	0	0	0	0	0	0	0	0	0	0	0	0	0	0	0	0	0
Head Teacher IV	0	0	0	0	0	0	0	0	0	0	0	0	0	0	0	0	0
Head Teacher III	0	0	0	0	0	0	0	0	0	0	0	0	0	0	0	0	0
Head Teacher II	0	0	0	0	0	0	0	0	0	0	0	0	0	0	0	0	0
Head Teacher I	2	0	2	2	0	0	0	0	0	0	2	0	0	0	0	2	2
Guidance Coordinator/Counselor	1	1	0	1	0	0	0	0	0	0	1	0	0	0	1	0	1
Librarian	0	0	0	0	0	0	0	0	0	0	0	0	0	0	0	0	0
Senior Bookkeeper	1	1	0	1	0	0	0	0	0	0	1	0	0	0	1	0	1
Disbursing Officer II	1	1	0	1	0	0	0	0	0	0	1	0	0	0	1	0	1
Disbursing Officer I	0	0	0	0	0	0	0	0	0	0	0	0	0	0	0	0	0
<b>TOTAL</b>	<b>6</b>	<b>3</b>	<b>2</b>	<b>5</b>	<b>0</b>	<b>0</b>	<b>1</b>	<b>0</b>	<b>0</b>	<b>1</b>	<b>6</b>	<b>0</b>	<b>1</b>	<b>1</b>	<b>3</b>	<b>3</b>	<b>6</b>

**TEACHING RELATED AND NON-TEACHING PERSONNEL DATA (NATIONALLY-FUNDED) (Table F1)** - The data to be entered shall be as of March 31, 2013.

Note: For the definitions, please refer to Teaching Personnel Data (Table F2).  
Totals in column 12 must tally with entries in column 2.

Certified True and Correct by :

School Head : Dr. Evelyn P. Anagao  
(Signature Over Printed Name)  
Position Title : Principal II Date : September 13, 2013

Verified by the Division Office :

Head of the Office : \_\_\_\_\_  
(Signature Over Printed Name)  
Position Title : \_\_\_\_\_ Date : \_\_\_\_\_

**Table F2. TEACHING PERSONNEL DATA (Nationally-funded), SY 2012-2013 (As of March 31, 2013)**

Position Title Col.1	NATIONALLY-FUNDED PERSONNEL																
	Number of plantilla items in school per latest PSL-POP Col.2	SCHOOL PLANTILLA ITEMS										Plantilla personnel borrowed/detailed from other school(s)/ Dep Ed office(s)			TOTAL Nationally-funded personnel working in the school		
		Number actually working in the school			On leave Col.6	Plantilla item(s) vacant Col.7	Plantilla personnel detailed to				TOTAL (Col.5+Col.6+Col.7+Col.11) Col.12	Male Col.13	Female Col.14	Total Col.15	Male (Col.3+Col.13) Col.16	Female (Col.4+Col.14) Col.17	Total (Col.16+Col.17) Col.18
		Male Col.3	Female Col.4	Total Col.5			Dep Ed office(s)/ sec. school(s) within the division Col.8	Dep Ed office(s)/ school(s) outside the division Col.9	Elementary school(s) within the division Col.10	TOTAL Col.11							
<b>a. Teaching Positions</b>																	
Instructor I-III	0	0	0	0	0	0	0	0	0	0	0	0	0	0	0	0	0
Master Teacher III	0	0	0	0	0	0	0	0	0	0	0	0	0	0	0	0	0
Master Teacher II	0	0	0	0	0	0	0	0	0	0	0	0	0	0	0	0	0
Master Teacher I	2	0	0	0	0	0	2	0	0	2	2	0	0	0	0	0	0
Teacher III	6	1	3	4	0	0	2	0	0	2	6	0	0	0	1	3	4
Teacher II	6	1	4	5	0	0	1	0	0	1	6	0	0	0	1	4	5
Teacher I	17	2	15	17	0	0	0	0	0	0	17	0	0	0	2	15	17
SPED Teacher (I-V)	0	0	0	0	0	0	0	0	0	0	0	0	0	0	0	0	0
<b>TOTAL</b>	<b>31</b>	<b>4</b>	<b>22</b>	<b>26</b>	<b>0</b>	<b>0</b>	<b>5</b>	<b>0</b>	<b>0</b>	<b>5</b>	<b>31</b>	<b>0</b>	<b>0</b>	<b>0</b>	<b>4</b>	<b>22</b>	<b>26</b>

<b>b. Assignment (Number of teachers actually working in the school):</b>																	
Handling Years 1-4		4	22	26								0	0	0	4	22	26
Handling SPED classes		0	0	0								0	0	0	0	0	0
Handling Full Time Ancilliary Services		0	0	0								0	0	0	0	0	0
<b>TOTAL</b>		<b>4</b>	<b>22</b>	<b>26</b>								<b>0</b>	<b>0</b>	<b>0</b>	<b>4</b>	<b>22</b>	<b>26</b>

**TEACHING PERSONNEL DATA (NATIONALLY-FUNDED) (Table F2) -** The data to be entered shall be as of March 31, 2013.

- Nationally-funded personnel - are those teaching, teaching-related and non-teaching personnel having plantilla positions, including those with provisional appointments.
- Number of plantilla items in school per latest PSL-POP refers to the number of plantilla items allocated to the school.
- Number actually working in the school - are those teaching, teaching-related and non-teaching personnel with plantilla positions who are actually performing their specific assignments in the school, as of March 31, 2013.
- On leave personnel - refers to those who are on sick, vacation, study and/or maternity leave as of March 31, 2013.
- Plantilla item(s) vacant refers to the plantilla positions that are unfilled as of March 31, 2013.
- Plantilla personnel detailed to DepEd office(s)/sec. school(s) within the division - are those assigned/designated to the division office or to other secondary schools within the division.
- Plantilla personnel detailed to DepEd office(s)/school(s) outside the division - are those assigned/designated to the regional office, to the central office or to other schools whether elementary or secondary schools outside the division.
- Plantilla personnel detailed to Elementary school(s) within the division - are those assigned/designated to elementary schools within the division.
- Plantilla personnel borrowed/detailed from other school(s)/ DepEd office(s) - are those who are actually working in the school but whose items belong from elementary/secondary school(s) or from another DepED office(s) like the division, the regional, the central office or from other school division(s).

Note: In Table F2a, totals in column 12 must tally with entries in column 2.  
 In Table F2a, if a teacher is handling two or more assignments, he/she should be counted in his/her assignment where he/she has the most number of loads.  
 In Tables F2a & F2b, totals in column 18 must tally with entries in Table G column 7.  
 Totals in Tables F2a & F2b must tally.

Certified True and Correct by :  
 School Head : Dr. Evelyn P. Anagao  
 (Signature Over Printed Name)  
 Position Title : Principal II Date : September 13, 2013

Verified by the Division Office :  
 Head of the Office : \_\_\_\_\_  
 (Signature Over Printed Name)  
 Position Title : \_\_\_\_\_ Date : \_\_\_\_\_




**Table G. TEACHER ASSIGNMENTS (Nationally-funded teachers working in the school), SY 2012-2013 (As of March 31, 2013)**

Position Title  Col. 1	Carries full-time class teaching load (360 min. or more)		Assigned part-time to class teaching, part-time to ancillary services		Assigned full-time to ancillary services  Col. 6	TOTAL (Col.2+Col.3+Col.4+ Col.5+Col.6)  Col. 7
	Not assigned to ancillary services  Col. 2	Assigned to ancillary services as <u>additional load</u>  Col. 3	Class teaching 200 min. per day or more  Col. 4	Class teaching less than 200 min. per day  Col. 5		
Instructor I-III	0	0	0	0	0	0
Master Teacher III	0	0	0	0	0	0
Master Teacher II	0	0	0	0	0	0
Master Teacher I	0	0	0	0	0	0
Teacher III	4	0	0	0	0	4
Teacher II	5	0	0	0	0	5
Teacher I	17	0	0	0	0	17
SPED Teacher (I-V)	0	0	0	0	0	0
TOTAL	26	0	0	0	0	26

**TEACHER ASSIGNMENTS (NATIONALLY-FUNDED TEACHERS ACTUALLY WORKING IN THE SCHOOL) (Table G)** - The data to be entered shall be as of March 31, 2013.

- *Ancillary services* - are those rendered as a guidance counselor, librarian, property custodian, office clerk, canteen manager, coordinator (ALS, PE, Boy/Girl Scout, etc.), teacher nurse. Class advisorship is not included.

 *Note: Totals in column 7 of this table must be equal to the totals in Tables F2<sub>a</sub> & F2<sub>b</sub> (column 18 - Total Nationally-funded personnel working in the school).*

**Table H. NUMBER OF TEACHERS BY RESIDENCE  
(DEACTIVATED)**

*Certified True and Correct by :*

*School Head* : \_\_\_\_\_  
Dr. Evelyn P. Anagao  
*(Signature Over Printed Name)*

*Position Title* : \_\_\_\_\_ *Date* : September 13, 2013

*Verified by the Division Office :*


*Head of the Office* : \_\_\_\_\_  
*(Signature Over Printed Name)*

*Position Title* : \_\_\_\_\_ *Date* : \_\_\_\_\_

**Table I. NUMBER OF TEACHERS BY TEACHING ASSIGNMENT AND BY YEAR LEVEL**  
(Nationally-funded teachers only), SY 2012-2013 (As of March 31, 2013)

Teaching Assignment	Year I		Year II		Year III		Year IV	
	Male	Female	Male	Female	Male	Female	Male	Female
English	0	1	0	1	0	1	0	1
Mathematics	1	1	0	1	0	1	0	1
Filipino	0	1	0	1	0	1	1	0
Science								
General Science	0	1	0	0	0	0	0	0
Biology	0	0	0	1	0	0	0	0
Chemistry	0	0	0	0	0	1	0	0
Physics	0	0	0	0	0	0	0	0
Makabayan								
Araling Panlipunan	0	1	0	1	0	1	0	0
T L E	2	3	2	4	2	3	1	3
Values Educ.	0	1	0	1	0	1	1	0
Music and/or Arts	0	1	0	1	0	1	1	0
P E and/or Health	0	1	0	1	0	1	1	0

**NUMBER OF TEACHERS BY TEACHING ASSIGNMENT AND BY YEAR LEVEL (Table I)**

 *Note: A teacher who is teaching more than one learning area or year level can be counted more than once.*

Certified True and Correct by :

School Head : Dr. Evelyn P. Anagao

(Signature Over Printed Name)

Position Title : Principal II Date : September 13, 2013

Verified by the Division Office :

Head of the Office : \_\_\_\_\_

(Signature Over Printed Name)


Position Title : \_\_\_\_\_ Date : \_\_\_\_\_

**Table J. NUMBER OF TEACHERS BY TEACHING ASSIGNMENT AND BY AREA OF SPECIALIZATION**  
(Nationally-funded teachers only), SY 2012-2013 (As of March 31, 2013)

Teaching Assignment	With Major/ Minor	Not Their Major/ Minor	Total
English	3	1	4
Mathematics	5	0	5
Filipino	3	1	4
Science			
General Science	0	1	1
Biology	1	0	1
Chemistry	1	0	1
Physics	0	1	1
Makabayan			
Araling Panlipunan	3	0	3
T L E	9	0	9
Values Educ.	0	0	0
Music and/or Arts	1	0	1
P E and/or Health	0	0	0

**NUMBER OF TEACHERS BY TEACHING ASSIGNMENT AND BY AREA OF SPECIALIZATION (Table J)**

- *With Major/Minor* - number of teachers who have specialization in the subject area they are teaching.
- *Not Their Major/Minor* - number of teachers who have NO specialization in the subject area they are teaching.

 *Note: A teacher handling more than one subject area can be counted more than once.*

**Table K. NUMBER OF COMPUTERS IN THE SCHOOL BY FUNDING SOURCE, SY 2012-2013 (As of March 31, 2013)**

	NUMBER OF COMPUTERS BY FUNDING SOURCE								
	DepEd budget	LGU/SEF	PTA-funded	Congress	Foreign funds/donors	Other Gov't. Agencies	Private sector	Others	Total
<b>a. Academic Use</b>									
Computers (Desktop/Notebook/Netbook/Tablet)	17	0	0	0	0	0	0	0	17
Desktop Virtual Terminal	0	0	0	0	0	0	0	0	0
<b>b. Computers for Administrative Use</b>									
Computers (Desktop/Notebook/Netbook/Tablet)	2	0	0	0	0	0	0	0	2
Desktop Virtual Terminal	0	0	0	0	0	0	0	0	0
<b>c. Computers Needing Repair</b>									
Computers (Desktop/Notebook/Netbook/Tablet)	7	0	0	0	0	0	0	0	7
Desktop Virtual Terminal	0	0	0	0	0	0	0	0	0
<b>TOTAL (a, b &amp; c)</b>	<b>26</b>	<b>0</b>	<b>0</b>	<b>0</b>	<b>0</b>	<b>0</b>	<b>0</b>	<b>0</b>	<b>26</b>

**NUMBER OF COMPUTERS IN THE SCHOOL BY FUNDING SOURCE (Table K)**

- Indicate the number of computers according to the following funding sources:
  - *DepEd budget* - includes computers procured through the DepEd Computerization Program and other similar programs.
  - *LGU/SEF* - computers procured from the Special Education Fund (SEF) and the budgets of Local Government Units (LGU): provincial, municipal or barangay units.
  - *PTA-funded* - computers funded from the Parents-Teachers Association (PTA).
  - *Congress* - computers funded from the Congressional Initiatives, Priority Development Assistance Fund (PDAF), Countrywide Development Fund (CDF), more commonly known as "pork barrel".
  - *Foreign funds/donors* - computers procured through foreign-assisted projects and bilateral agreements with donor countries.
  - *Other Gov't Agencies* - computers funded from other government agencies such as DTI, DOST, CICT, etc.
  - *Private sector* - computers donated by private individuals, corporations, alumni associations, non-government organizations, philanthropic organizations
  - *Others* - These are computers procured from other sources not listed above.
- *Computers for Academic Use* - are utilized in the classroom/laboratory as an aid to instruction.
- *Computers for Administrative Use* - are for encoding administrative data of the school, e.g. enrolment, attendance, disbursements, financial statements, and other reports.
- *Computers Needing Repair* - refers to damaged computers procured in the last 5 years that can still be repaired (not being used but not yet condemned).
- *Computers* - refers to desktop, laptop, netbook, tablet (ipad/android/etc).
- *Desktop Virtual Terminal* - computer terminal consisting of monitor, keyboard and mouse connected to a terminal device that connects to a computer host (do not count the computer host).

Certified True and Correct by:

School Head : \_\_\_\_\_ Dr. Evelyn P. Anagao  
 (Signature over Printed Name)

Position Title : \_\_\_\_\_ Principal II \_\_\_\_\_ Date : \_\_\_\_\_ September 13, 2013

Verified by the Division Office:

Head of the Office : \_\_\_\_\_  
 (Signature over Printed Name)

Position Title : \_\_\_\_\_ Date : \_\_\_\_\_

Are there internet service providers in the area where school is located?  Yes  No

If Yes, check the appropriate internet service providers in the area :

- SMART  PLDT  DIGITEL  WIT Global (Satellite)  
 GLOBE  BAYANTEL  SUN  Others, please specify \_\_\_\_\_

Does the school have internet connection ?  Yes  No

If Yes, check the appropriate internet service provider:

- SMART  PLDT  DIGITEL  WIT Global (Satellite)  
 GLOBE  BAYANTEL  SUN  Others, please specify \_\_\_\_\_

Table L1. NUMBER OF COMPUTERS CONNECTED IN THE INTERNET

Type of Connection	Number of Computers Connected				Bandwidth	CIR
	Academic		Administrative			
	Computers	Desktop Virtual Terminal	Computers	Desktop Virtual Terminal		
Wired	3	0	0	0	56	0
Fixed Wireless	0	0	0	0	0	0
Satellite	0	0	0	0	0	0
USB Modem	0	0	0	0	0	0

Indicate the number of computers connected in the internet.

Table L2. MONTHLY SERVICE FEE (IN PESOS) ON INTERNET CONNECTION BY FUNDING SOURCE

Type of Connection	Funding Source								Total
	DepEd budget	LGU/SEF	PTA-funded	Congress	Foreign funds/donors	Other Gov't. Agencies	Private sector	Others	
Wired	4000	0	0	0	0	0	0	0	4000
Fixed Wireless	0	0	0	0	0	0	0	0	0
Satellite	0	0	0	0	0	0	0	0	0
USB Modem	0	0	0	0	0	0	0	0	0

Indicate the monthly service fee on internet connection by funding source.

Where does the school personnel access internet outside the school to encode E-BEIS data? (Check as appropriate).

- District Office  Internet Cafe  At Home  
 Division Office  Other schools  Others, please specify seminar venue

DATA ON INTERNET CONNECTIVITY (Table L)

- Indicate the **number** of computers which are connected to the internet through any of the following types of connection:
  - Wired* - internet connection using the phone lines from the service provider to client.
  - Fixed wireless* - internet connection through radio frequency bands with directional radio antenna on each end of the signal.
  - Satellite* - internet connection using satellite dish supplied by internet provider.
  - USB Modem* - internet connection using USB dongle.
- Bandwidth* - refers to maximum speed of internet connection.
- Committed Internet Rate (CIR)* - refers to the guaranteed average bandwidth of a virtual circuit in a relay network.
- Monthly service fee* is the amount needed to pay for the internet connection on a monthly basis.

Certified True and Correct by:

School Head : \_\_\_\_\_ Dr. Evelyn P. Anagao  
 (Signature over Printed Name)  
 Position Title : \_\_\_\_\_ Principal II Date : Friday, September 13,

Checked by District Office:

Head of the Office : \_\_\_\_\_  
 (Signature over Printed Name)  
 Position Title : \_\_\_\_\_ Date : \_\_\_\_\_

Verified by the Division Office:

Head of the Office : \_\_\_\_\_  
 (Signature over Printed Name)  
 Position Title : \_\_\_\_\_ Date : \_\_\_\_\_

**Table M. AVAILABILITY OF CELLPHONE NETWORK IN THE SCHOOL**  
(WILL BE PART OF SCHOOL INFORMATION)

**Table N. CAUSES OF CLASS DISRUPTIONS, SY 2012-2013 (check as appropriate)**

<b>Causes of Class Disruptions:</b>	<input checked="" type="checkbox"/> Natural Calamities	<input type="checkbox"/> Celebrations
	<input type="checkbox"/> Man-Made Calamities	<input type="checkbox"/> Others, please specify _____

**Table P1. FEEDING PROGRAM, SY 2012-2013**

<b>Does the school have a feeding program?</b>	
<input checked="" type="checkbox"/> Yes	<input type="checkbox"/> No
<b>If Yes, who subsidizes the feeding program? (check as appropriate)</b>	
<input type="checkbox"/> School MOOE	<input checked="" type="checkbox"/> School's Vegetable Garden/Fish Pond/Livestock
<input checked="" type="checkbox"/> School Canteen Fund	<input type="checkbox"/> Barangay
<input type="checkbox"/> LGU	<input type="checkbox"/> Private Individual/Sector
<input type="checkbox"/> PTA	<input type="checkbox"/> Others, please specify _____

**Table Q. MONITORING/VISITS, SY 2012-2013**

No. of school visits by the following personnel from:

Offices	No. of school visits
Physical Facilities	2
District	1
Division	4
Regional	0
Central	0

**MONITORING/VISITS (Table Q)**

- Physical Facilities personnel are those Engineers, PFCs or other personnel from the said office whether they are from District, Division, Region or Central Offices.
- District/Division/Regional/Central personnel are those from the said office other than Physical Facilities personnel.

**Table R. SERVED AS EVACUATION CENTER, SY 2012-2013**

<b>No. of times the school has been used as an evacuation center</b>
0

Certified True and Correct by :

School Head : Dr. Evelyn P. Anagao  
(Signature Over Printed Name)

Position Title : Principal II Date : September 13, 2013

**Table O. NUMBER OF CLASS DAYS, SY 2012-2013**

<b>Actual Number of Class Days:</b> <u>193</u>
--

**NUMBER OF CLASS DAYS (Table O)**

Indicate actual number of class days in this school year.

**Table P2. ESTIMATED HARVEST/PRODUCE USED IN THE SCHOOL'S FEEDING PROGRAM, SY 2012-2013**

Sources	Estimated Percent of Total Harvest/Produce
Vegetable Garden	85
Fish Pond	0
Livestock	0

**ESTIMATED HARVEST/PRODUCE USED IN THE SCHOOL'S FEEDING PROGRAM (Table P2)**

Indicate the estimated percent of total harvest/produce used to support the feeding program of the school.

**Table S. DISASTERS/CALAMITIES, SY 2012-2013**

No. of times the school has been affected by disaster/calamity:

Disaster/Calamity	No. of times the school has been affected
Natural	
Typhoon	3
Flood	1
Earthquake	0
Landslide	0
Tsunami	0
Volcanic Eruption	0
Man-made	
Armed Conflict	0
Fire	0
Others	0

**DISASTERS/CALAMITIES (Table S)**

Affected means the disaster caused damages to school property, loss of lives of teachers, pupils and school personnel and disruption of classes.

Verified by the Division Office:

Head of the Office : \_\_\_\_\_  
(Signature Over Printed Name)

Position Title : \_\_\_\_\_ Date : \_\_\_\_\_

