



30203356219932012-10-02 19:14:37.0



Republic of the Philippines
DEPARTMENT OF EDUCATION
OFFICE OF PLANNING SERVICE
Research and Statistics Division



18
Municipality ID

302033
School ID

GOVERNMENT SECONDARY SCHOOL PROFILE
(BEGINNING OF THE SY DATA, AS OF JULY 31)

INSTRUCTIONS

This form shall be accomplished by the head of all government secondary schools. In the case of schools with annexes, extensions, etc., a separate school profile form shall be accomplished by every annex, extension, etc.

The head of the school shall sign the forms certifying to the correctness of the data, and shall be responsible and accountable for any inaccuracy or false data/information reported. He/She shall submit the accomplished forms to the respective Division Office on or before August 31, 2012.

Important: Read the definitions/instructions found at the bottom of each table before filling up the form. No item should be left blank. Instead, "zero (0)" or "not applicable (n/a)" shall be written. Shaded boxes shall not be filled.

SCHOOL INFORMATION
SY 2012-2013

Name of School : San Isidro NHS, Libmanan
(Official name)

Region : Region V - Bicol Region

Division : Camarines Sur

Legislative District : 2nd District

Tel. No. : 0

Mobile No. : 09175005596

Fax No. : 0

E-Mail Address : evelyn.anagao@deped.gov.ph

Date of Operation : 1/1/66 12:00 AM

Address : San Isidro, Libmanan, SAN ISIDRO
Street/Village/Purok Barangay
LIBMANAN CAMARINES SUR
Municipality Province/City

Travel details (one-way)

	Distance (in kms)	Means of Transportation	Cost	Time (in mins.)
School to District Office :				
School to Division Office :	35.00	bus, jeepney, van, motorcycle	65.00	90
Nearest Public ES <i>(Name of School)</i> Libmanan South Central :	0.20	walking distance	0.00	5
Nearest Public HS <i>(Name of School)</i> Eduardo V. Agomaa HS :	4.00	jeepney, motorcycle	10.00	20
Nearest Private ES <i>(Name of School)</i> Colegio Del Santisimo :	9.00	jeepney, van, motorcycle, tricycle	10.00	30
Nearest Private HS <i>(Name of School)</i> Colegio Del Santisimo :	9.00	jeepney, van, motorcycle, tricycle	10.00	30

Integrated School

(Pls. check appropriate box if the school is offering both elementary and secondary levels.)

Yes (Pls. indicate School ID of Elementary level)

Elementary School ID:

No

Annex/Extension School

(Pls. check appropriate box if the school is an annex/extension school.)

Yes (Pls. indicate School ID of the Mother School)

Mother School ID: 302033

No

Certified True and Correct by :

School Head : Dr. Evelyn P. Anagao
(Signature Or Printed Name)

Position Title : Principal I Date : 09/13/2013

Verified by the Division Office :

Head of the Division :
(Signature Or Printed Name)


Position Title : Date :

Table A. STUDENT DATA, SY 2012-2013 (As of July 31)

Particulars	Grade 7 (Year 1)		Year 2		Year 3		Year 4		TOTAL (Grades 7-Year 4)		SPED CWDs (non-graded)	
	Male	Female	Male	Female	Male	Female	Male	Female	Male	Female	Male	Female
TOTAL ENROLMENT <i>(Regular & Special Programs including Night HS)</i>	147	130	130	149	107	120	73	113	457	512	0	0
<i>Included in the TOTAL ENROLMENT, number of:</i>												
SPED CWDs (graded)	0	0	0	0	0	0	0	0	0	0		
Repeaters	5	0	9	0	9	0	1	1	24	1		
Transferees In												
<i>From Public Schools</i>	1	0	3	1	0	0	3	1	7	2		
<i>From Private Schools</i>	0	0	0	0	0	0	0	0	0	0		
Balik-Aral	2	1	9	4	2	2	4	3	17	10		
Muslim Students	0	0	0	0	0	0	0	0	0	0	0	0
Students enrolled in ALIVE classes	0	0	0	0	0	0	0	0	0	0	0	0
Indigenous People	0	0	0	0	0	0	0	0	0	0	0	0
CCT/4P's recipients	36	36	24	41	4	22	0	0	64	99		
Students enrolled in Alternative Delivery Mode	0	0	0	0	0	0	0	0	0	0		
Street Children	0	0	0	0	0	0	0	0	0	0		
<i>Children Living Far from School</i>	0	0	0	0	0	0	0	0	0	0		
Total Number of Classes	6		5		4		4		19		0	
<i>Included in these classes:</i>												
ALIVE Classes												

STUDENT DATA (Tables A) - The data to be entered cover the current school year and shall be distributed by year level and by sex.

- *Total Enrolment* - includes **all students** (regular students and students with disabilities) **enrolled in the school** regardless of curricular or program offerings, as of July 31.
- *SPED CWDs (Children with difficulties) Enrolment (graded)* - refers to SPED pupils who are mainstreamed in the regular classes as well as those who are enrolled in self-contained class (purely SPED-graded) as of July 31.
- *SPED CWDs (Children with difficulties) Enrolment (non-graded)* - refers to pupils who are enrolled in self-contained class with limited capability for mainstreaming (purely SPED non-graded) as of July 31. This includes those who are classified by level of skills: Level 1, Level 2, Level 3 and Transition.
- *Number of Repeaters* - refers to students who failed or left a particular year level in any previous school year and are enrolled in the same year level where they left or failed, as of July 31.
- *Number of Transferees In* - refers to students who entered the school from another school, either government or private, as of July 31.
- *Number of Balik-Aral* - refers to students who finished a year level, stopped schooling and enrolled in the next year level after a year or more, as of July 31.
- *ALIVE* means Arabic Language and Islamic Values Education.
- *Indigenous People* - a group of people or homogenous societies identified by self-ascription and ascription by others who have continuously lived as an organized community on communally bounded and defined territory sharing common bonds of language, custom, traditions and other distinctive cultural traits. (Source: RA 8371 Indigenous Peoples Act of 1997)
- *CCT/4Ps Recipients* - refers to pupils whose families are included in the Conditional Cash Transfer (CCT) under the Pantawid Pamilyang Pilipino Program (4Ps) of the Department of Social Welfare and Development (DSWD). These families were selected from the poorest households in municipalities with high poverty incidence. One relevant feature of 4Ps is the provision of educational cash grant of P3,000.00 for one school year or 10 months at P300 per child per month for educational expenses on condition that these children attend school. Maximum of three children per household is allowed. *Children should be of school age (6-14).* (Source: DepEd memo # 110 s. 2009 "National Implementation of the Pantawid Pamilyang Pilipino Program 4Ps")
- *Alternative Delivery Mode* - a strategy to improve/facilitate access to quality basic education. This includes programs such as Open High School Program (OHSP), Effective Alternative Secondary Education (EASE), School Initiated Interventions (SII) and other Interventions (OIs).
- *Street Children* - refers to boys and girls aged under 18 for whom 'the street' (including unoccupied dwellings and wasteland) has become home and/or their source of livelihood, and who are inadequately protected or supervised (UNICEF's concept).
- *Children Living Far from School* - refers to children who have to walk for more than an hour in going to school because of no available transportation in the area.

 *Note: Totals in this table shall tally with the totals in Tables B & C.*

Certified True and Correct by :
 School Head : Dr. Evelyn P. Anagao
 (Signature Over Printed Name)
 Position Title : Principal I Date : 09/13/2013

Verified by the Division Office :
 Head of the Division : _____
 (Signature Over Printed Name)
 Position Title : _____ Date : _____

Table B. SECONDARY AGE PROFILE, SY 2012-2013 (As of July 31)

Age	Grade 7 (Year 1)		Year 2		Year 3		Year 4		TOTAL (Grades 7-Year 4)		SPED CWDs (non-graded)	
	Male	Female	Male	Female	Male	Female	Male	Female	Male	Female	Male	Female
10 & Below	0	0	0	0	0	0	0	0	0	0	0	0
11	3	6	0	0	0	0	0	0	3	6	0	0
12	36	38	4	6	0	0	0	0	40	44	0	0
13	53	49	36	49	0	2	0	0	89	100	0	0
14	27	24	50	53	23	40	2	3	102	120	0	0
15	19	5	21	29	37	41	16	46	93	121	0	0
16	5	5	9	9	15	22	25	38	54	74	0	0
17	2	3	6	2	16	12	15	16	39	33	0	0
18	2	0	2	0	8	1	8	7	20	8	0	0
19	0	0	0	1	5	2	4	1	9	4	0	0
20 & Above	0	0	2	0	3	0	3	2	8	2	0	0
TOTAL	147	130	130	149	107	120	73	113	457	512	0	0

AGE PROFILE (Table B) - Regular & Special Programs

- The total enrolment of the school as of July 31 shall be distributed across year levels, by single age/age group and by sex. Included by year are students with disabilities.
- Computation of the age of students shall be based on the child's age as of last birthday. Thus, if the student is 12 years 11 months as of July 31, the age of the pupil is counted as 12 years.



 Note: Totals in this table shall tally with the totals in Tables A & C.

Table C. CURRENT SY ENROLMENT AND NUMBER OF CLASSES BY SHIFT, SY 2012-2013 (As of July 31)

Particulars	1st Shift		2nd Shift		3rd Shift		4th Shift		TOTAL	
	Male	Female	Male	Female	Male	Female	Male	Female	Male	Female
Secondary (Years 1-5) - Regular & Special Programs										
Enrolment	457	512	0	0	0	0	0	0	457	512
Number of Classes	19		0		0		0		19	
SPED CWDs (non-graded) - Regular & Special Programs										
Enrolment	0	0	0	0	0	0			0	0
Number of Classes	0		0		0				0	

CURRENT SY ENROLMENT AND NUMBER OF CLASSES BY SHIFT (Table C)

- Current SY Enrolment and Number of Classes - Enrolment shall tally with the data on enrolment and number of classes by year level (Table A).
- Shift (or session) - refers to time schedules corresponding to different sets of classes (e.g. morning and afternoon shifts). Table C shall be filled even if only one shift is offered by the school.

 Note: After completing Tables A, B and C, check that the enrolment totals in these tables tally with one another.


Certified True and Correct by :
 School Head : Dr. Evelyn P. Anagao
 (Signature Over Printed Name)
 Position Title : Principal I Date : 09/13/2013

Verified by the Division Office :
 Head of the Division : _____
 (Signature Over Printed Name)
 Position Title : _____ Date : _____

Table D. STUDENT DATA BY PROGRAM, SY 2012-2013 (As of July 31)

Enrolment by Program	Grade 7 (Year 1)		Year 2		Year 3		Year 4		TOTAL (Grades 7-Year 4)	
	Male	Female	Male	Female	Male	Female	Male	Female	Male	Female
Regular Curriculum	147	130	130	149	107	120	73	113	457	512
Special Program for Science & Technology										
Special Program for the Arts										
Special Program for Sports										
Special Program for Foreign Language										
Special Program for Journalism										
Technical-Vocational										
Arts & Trade										
Agriculture										
Fishery										
ICT										

STUDENT DATA BY PROGRAM (Table D)

- If a student is enrolled in a regular program and in one or more special programs, then he/she should be counted in the regular as well as in the special programs where he/she is enrolled.
-  *Note: The data in this table shall not be totalled since a student may be counted in 2 or more curriculum/programs.*

Types of secondary school according to curricular or program offering:

- 1 **Regular** - a public secondary school offering and implementing the Regular Basic Education Curriculum (RBECE)
- 2 **Special Program for Science and Technology** - refers to a public secondary school offering special curriculum for Science and Technology.
- 3 **Special Program for the Arts** - a public secondary school offering a special program for the arts in addition to the core regular curriculum.
- 4 **Special Program for Sports** - a public secondary school offering a special program for sports in addition to the core regular curriculum.
- 5 **Special Program for Foreign Language** - a public secondary school offering a special program for foreign language in addition to the core regular curriculum.
- 6 **Special Program for Journalism** - a public secondary school offering a special program for journalism in addition to the core regular curriculum.
- 7 **Technical-Vocational** - a public secondary school offering a technical-vocational education program in addition to the core regular curriculum. The program offerings include the ff:
 a. Arts & Trade b. Agriculture c. Fishery d. ICT

Table E. ENROLMENT OF ALS LEARNERS IN THE SCHOOL (As of July 31)

Age	ALS Learners	
	Male	Female
15 & below	0	0
16	0	0
17	0	0
18	0	0
19	0	0
20	0	0
21	0	0
22	0	0
23	0	0
24	0	0
25	0	0
26 & above	0	0
TOTAL	0	0

ENROLMENT OF ALS LEARNERS IN THE SCHOOL (Table E)

This refers to ALS learners who attended their learning sessions in the public school.

Certified True and Correct by :
 School Head : Dr. Evelyn P. Anagao
(Signature Over Printed Name)
 Position Title : Principal I Date : 09/13/2013

Verified by the Division Office :
 Head of the Division : _____
(Signature Over Printed Name)
 Position Title : _____ Date : _____

Table F. SCHOOL SITE DATA, SY 2012-2013 (As of July 31)

Acquisition of School Site:

Mode	Year Acquired
Donation	1966
Purchase	
Usufruct Agreement	
Expropriation	
Exchange (Land Swapping)	
Presidential Proclamation/Special Patent	
Others, please specify _____	

Proof of Ownership and Occupancy: (check as appropriate)

- Transfer Certificate of Title
- Tax Declaration
- Deed of Absolute Sale
- Deed of Donation
- Presidential Proclamation/Special Patent
- Contract of Usufruct
- MOA
- Others, pls specify _____

Topography: (check as appropriate)

- Flat
- Rolling
- Hilly
- Others, pls specify _____


Land Area: 17000.0 (in square meters)

Legal Ownership Issues: (check as appropriate)

- Adverse Claim
- Encroachment/Presence of Illegal Occupants
- Others, pls specify _____

SCHOOL SITE DATA (Table F).

- *Mode of Acquisition of School Site* - refers to the methods used in the acquisition of school sites.
 - Donation* - a simple donation is one whereby person disposes gratuitously of a piece of land in favor of the government.
 - Purchase* - a school site maybe acquired by direct purchase from the legal owner who voluntarily sells it on agreed price.
 - Expropriation* - the taking of private property for public use.
 - Presidential Proclamation* - public lands declared as reservation areas including ancestral lands through Presidential Proclamation.
- *Proof of Ownership and Occupancy* - legal and official documents to show proof of ownership and occupancy (include others like GA, PTCA or NGOs).
 - Contract of Usufruct* - DepED/school is allowed of full use or perpetual right of use of property through gratuitous act (without consideration) as long as the property is used solely for educational purposes.
- *Adverse Claim* - a claim to property by one in possession, thereof asserted against a trustee or receiver in bankruptcy.
- *Encroachment* - entry to school sites without right or permission.

 *Note: In case, the school head does not have adequate information on the items listed above, the assistance of the Industrial Arts teacher/Division Physical Facilities Coordinator/Division Project Engineer can be asked.*

Certified True and Correct by :

School Head : Dr. Evelyn P. Anagao
(Signature Over Printed Name)

Position Title : Principal I Date : 09/13/2013

Verified by the Division Office :

Head of the Division : _____
(Signature Over Printed Name)

Position Title : _____ Date : _____

ADDITIONAL FORM - STUDENTS WITH SPECIAL NEEDS

Table 1. STUDENTS WITH EXCEPTIONALITIES DATA, SY 2012-2013 (As of July 31)

Exceptionalities	Grade 7 (Year 1)		Year 2		Year 3		Year 4		TOTAL (Grade 7- Year 4)		Non-Graded	
	Male	Female	Male	Female	Male	Female	Male	Female	Male	Female	Male	Female
Gifted/Fast Learners	0	0	0	0	0	0	0	0	0	0	0	0
Mentally Retarded	0	0	0	0	0	0	0	0	0	0	0	0
Visually Impaired	0	0	1	0	0	0	0	0	1	0	0	0
Hearing Impaired	0	0	1	0	0	0	0	0	1	0	0	0
Behavior Problems	0	0	0	0	0	0	0	0	0	0	0	0
Orthopedically Handicapped	0	0	1	0	0	0	0	0	1	0	0	0
Multiple Handicapped	0	0	0	0	0	0	0	0	0	0	0	0
Speech Defective	0	0	0	0	0	0	0	0	0	0	0	0
Learning Disabled	0	0	0	0	0	0	0	0	0	0	0	0
TOTAL	0	0	3	0	0	0	0	0	3	0	0	0

STUDENTS WITH EXCEPTIONALITIES DATA (Table 1)

- Students with IQ of 70 and below including artistic children shall be considered mentally retarded and those with IQ of above 100 shall be considered gifted.



Note: The data in this table shall include all students with exceptionalities based on teacher's observation, enrolled in self-contained and mainstreamed classes.

Certified True and Correct by :

School Head : Dr. Evelyn P. Anagao
(Signature Or Printed Name)

Position Title : Principal I Date : 09/13/2013

Verified by the Division Office :

Head of the Division : _____
(Signature Or Printed Name)

Position Title : _____ Date : _____ Date : _____

